



Document	Document Number	Revision	Date
Spec Sheet	FLB002024A01	H	10-Oct-2019

Band Pass Filter

P/N : FLB002024A01

Contents

1. Electrical Specifications
2. Test Data
3. Mechanical Specification
4. Soldering Profile

Revision	Description	Date
A	Initial Release	19-Oct-2018
B	Soldering Profile Added	24-Oct-2018
C	Dimensions Changed	26-Oct-2018
D	Test Data Added	02-Jan-2018
E	Specification Updated	20-Feb-2019
F	Specification Confirmed	23-Feb-2019
G	Specification Updated	27-Feb-2019
H	Handling Power Added	10-Oct-2019

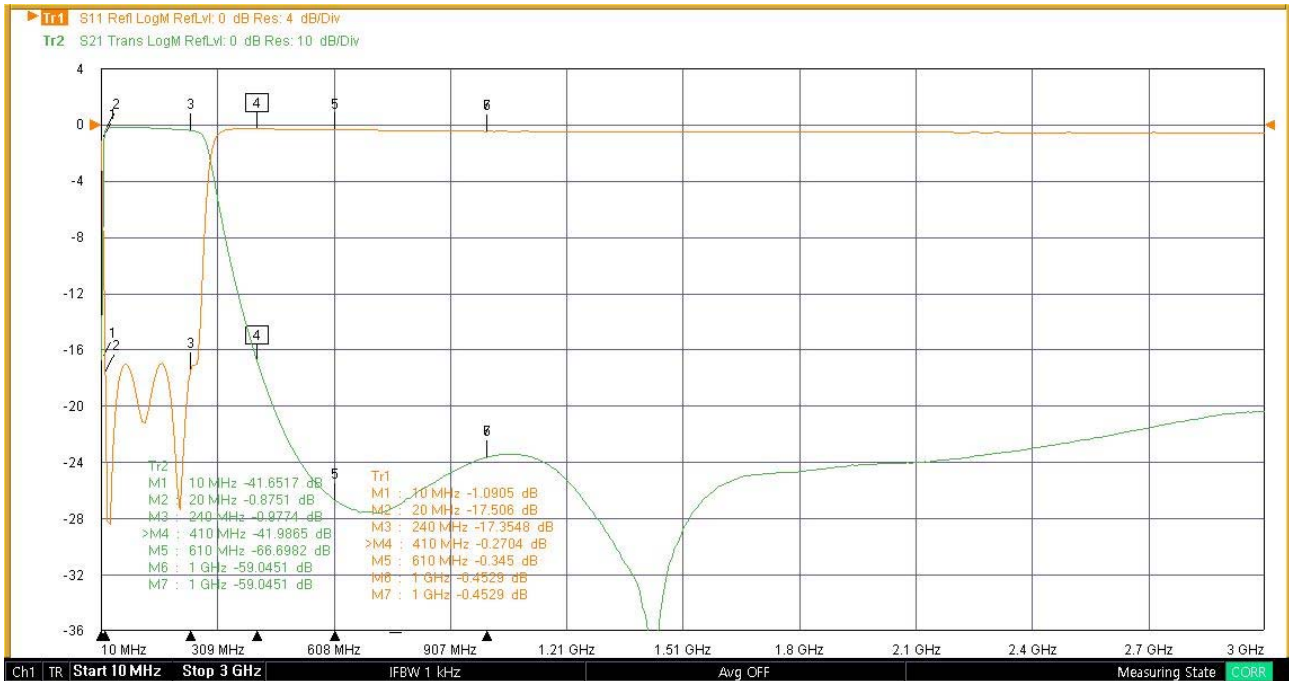


Document	Document Number	Revision	Date
Spec Sheet	FLB002024A01	H	10-Oct-2019

1. Electrical Specifications

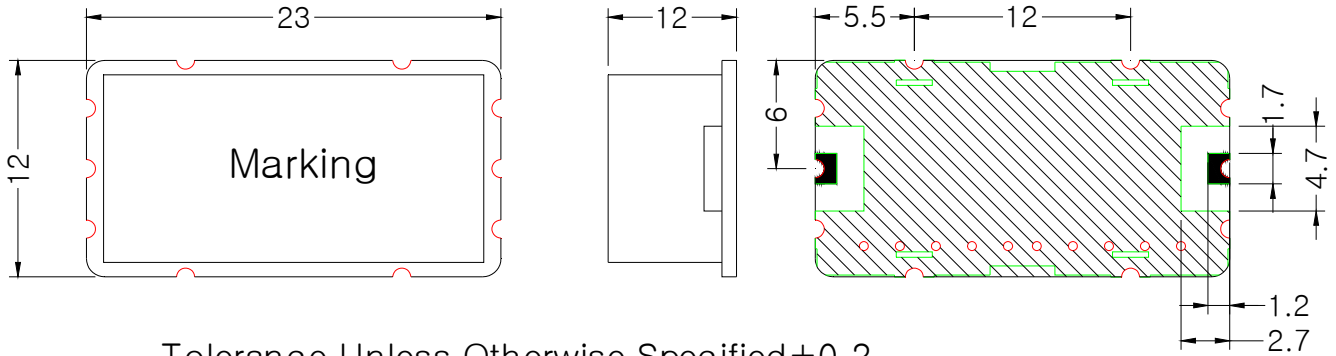
Parameter	Specification	Remark
Pass Band	20MHz ~ 240MHz	
Insertion Loss	1.2dB max.	
Return Loss	16dB min.	
Attenuation	30.0dB min @ 10MHz	
	30.0dB min @ 410MHz	
	50.0dB min @ DC ~ 8MHz	
	45.0dB min @ 610MHz ~ 3000MHz	
Power Handling	2.0W(Avg.)	
Input Output Impedance	50Ω	
Operation Temperature Range	-40°C ~ +85°C	

2 Test Data



Document	Document Number	Revision	Date
Spec Sheet	FLB002024A01	H	10-Oct-2019

3. Mechanical Specification



Tolerance Unless Otherwise Specified ± 0.2

Unit mm

■ Port

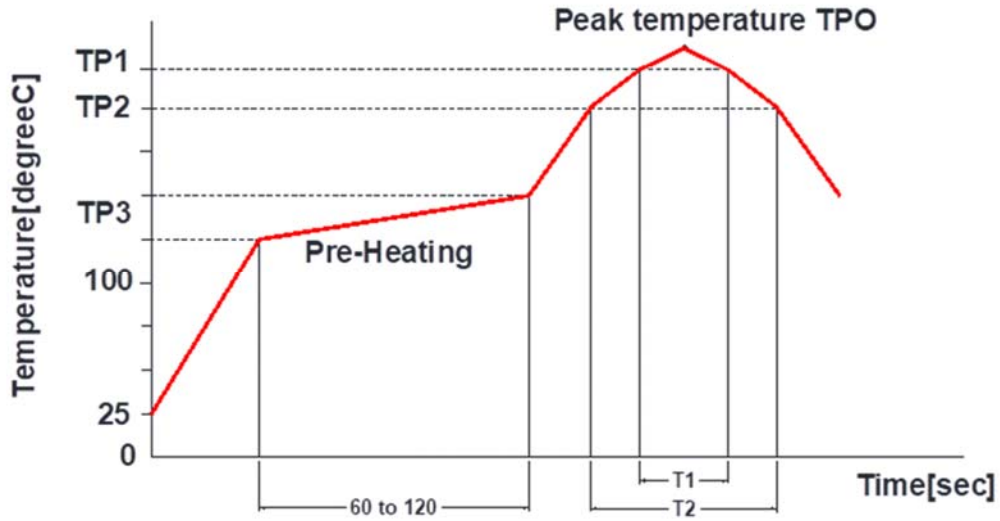
▨ GND

ver-03

Parameter	Specification
Dimension	12*23*12.0(Unit : mm)

Document	Document Number	Revision	Date
Spec Sheet	FLB002024A01	H	10-Oct-2019

4. Soldering Profile



Measuring poin of temperature:IN-OUT Terminals of The Device

Reflow Soldering:Both Convection and Infrared Rays ,Hot Air and Hot Plate

Reflow standard condition	TP0(℃)	TP1(℃)	T1(a)	TP2(℃)	T2(a)	TP3(℃)
Sn-3Ag-0.5 solder	245±5	220	30 to 60	-	-	150 to 180
Test condition of reflowheat resistance	260±5/-0	240	20	220	70	150 to 180