
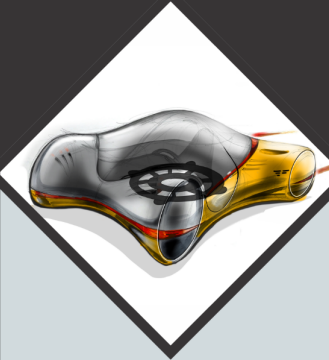


POWER FILM CAPACITOR

High and medium Frequency

- Induction Heating
- Plasma Generators
- Medical Equipment
- Wireless EV Chargers
- Magnetisers & Auxiliary Power Supplies





ISO 9001-2015
Quality Standard



ISO 14001-2015
Environmental Standard



ISO 45001-2018
Health and Safety Standard

Alcon started manufacturing aluminium electrolytic capacitors for the Indian entertainment electronics industry in 1977. Over the years the focus has shifted and Alcon now manufactures a large range of high CV screw terminal type aluminium electrolytic capacitors and a large variety of film capacitors for power electronic applications. The range of film capacitors now includes 3 types namely, IGBT snubber capacitors (direct mounting with - different terminals styles to suit all types of power IGBT modules), DC Link capacitors for high frequency application in power electronic and Power film capacitors which are designed for application involving wide operating frequency range of 5 kHz to 1 MHz, high current ratings of 200 to 1250 Arms and voltage ratings of 400 to 1200Vrms.

With this enlarged range of capacitors, Alcon caters to the increasing needs of the power electronics sector. To improve market share in India and abroad Alcon has now completed the expansion which has enabled it to create additional manufacturing capacity for all capacitor types mentioned above. With this expansion a new more modern, well equipped R & D Laboratory has been established. This will facilitate further product development at Alcon. This laboratory is equipped to collect application data related to all types of capacitors that will be manufactured. Alcon is now fully equipped to cater to the increasing requirements of the target industries and will therefore fall in line with the Governments plans of " Make In India ". Alcon will not only cater to the needs of the AC drives, UPS systems and the Inverter markets but will also cater to requirements of the industries involved in the manufacture of Wireless Electric Vehicle charging, High Frequency Induction Heating Equipment, Windmill and Solar Inverters, Telecom Equipment, besides a host of many special purpose industrial electronic equipment like Health Care (MRI, CT scan and X-ray) Equipment, Welding and Pulse Magnetizing Equipment, to name only a few.

Alcon has been able to meet the exacting quality criteria and standards of Indian as well discerning customers in USA, Germany, Italy, UK, Japan, Norway, Sweden, Denmark, South Korea, Turkey and even the very price conscious customers in China. Alcon believes that quality has to be built into the entire manufacturing process. The finest end products are assured by using the finest inputs, proven technology, modern production processes and equipment's and stringent quality control. Alcon is registered to ISO 9001, ISO 14001 and ISO 45001 signifying Alcon's commitment to quality, reliability and environment protection on the one hand and to safety as per international standards, on the other.

Designing capacitors for special applications requires an in-depth understanding of the application, knowledge of changing technologies, the ability to develop innovative technology concepts and finally, incorporate these concepts into the capacitors design & manufacturing processes. This would give the users high reliability and high performance products. Alcon's capability to make custom designed capacitors is well known. One of Alcon's significant advantage is that every stage of product development and innovation is evaluated in terms of changing technologies and user needs. Custom designed capacitors allow the users to select the right capacitor at the most viable price. Custom-designed capacitors account for almost 50% of Alcon's sales. It is also for this reason that Alcon today exports about 30% of its production and after the current planned expansion the company's target is to export 50% of its annual production. To enable the company to work effectively towards this objective Alcon's range of aluminium electrolytic capacitors now have CE marking and its range of DCL -41 DC-Link Capacitors are UL approved.

At Alcon, responsiveness to customers needs is an integral part of our marketing strategy. We work with customers, to understand their production operations and application needs, analyse problems and offer optimum and cost effective solutions. We do what it takes to satisfy customer requirements. Alcon has a marketing team with component specific knowledge and experience. Our distributors who are located in all important cities in India and in many cities internationally, function as marketing nerve centres and provide timely deliveries to consumers in their region. Alcon has 23 distributors in India and 18 across the Globe. Alcon has received several awards as a recognition of the company's product quality, service, timely delivery and technology. Last fiscal the company received an award from Emerson Network Power India Pvt. Ltd., which was titled "Emerson Vendor appreciation Award." This year we have received an award titled "Supplier Technology Award" from GE Healthcare. This award is for innovative product designs and development of several new products for GE in India. "GE believes that this is the kind of partnership they look forward to in today's uncertain world."

Alcon's Customers are located in India and in many countries worldwide.



India : New Delhi, Jaipur, Ahmedabad, Baroda, Bhopal, Mumbai, Pune, **Nashik**, Hyderabad, Bangalore, Chennai, Cochin, Coimbatore Trivandram & Kolkata

International : Australia, China, Czech Republic, Denmark, Estonia, Finland, Germany, Italy, Ukraine, Japan, Latvia, Lithuania, Netherlands, Poland, Russia Federation, Romania, Slovakia, U.K, USA, South Africa, South Korea, Spain, Sweden, Switzerland, Taiwan, Turkey, France, Dubai, Singapore, Norway, Indonesia, Hongkong



POWER FILM CAPACITORS

INDEX

100 KVAR	
FP-4N-100	1
120 KVAR	
ACC-120	4
150 KVAR	
FP-4-150	6
180 KVAR	
FP-9-200	9
200 KVAR	
FP-5X-200	12
FP-5-200	15
FP-5F-200	18
FP-6N-200	20
300 KVAR	
FP-38-300	22
FP-8-300	25
FP-24-300	29
FP-9-300	32
FP-34-300	35
FP-7-300	38
400 KVAR	
FP-2-400	41
FP-3-400	44
FP-20-400	46
FP-1-400	49
FP-10-400	51
500 KVAR	
FP-11-500	53
FP-36-500	57
FP-12-500	61
FP-11R-500	65
600 KVAR	
FP-29-600	68
FP-4G-600	70
700 KVAR	
FP-60-700	72
800 KVAR	
FP-10J -800	75
1000 KVAR (Water cooled)	
FP-31-1000	78
1500 KVAR	
FP-8C -1500	80
Typical mounting and cooling arrangements	83
Part Number System	85
Cautions For Proper Use Of Film Capacitor	86

FP-4N-100

Highlights

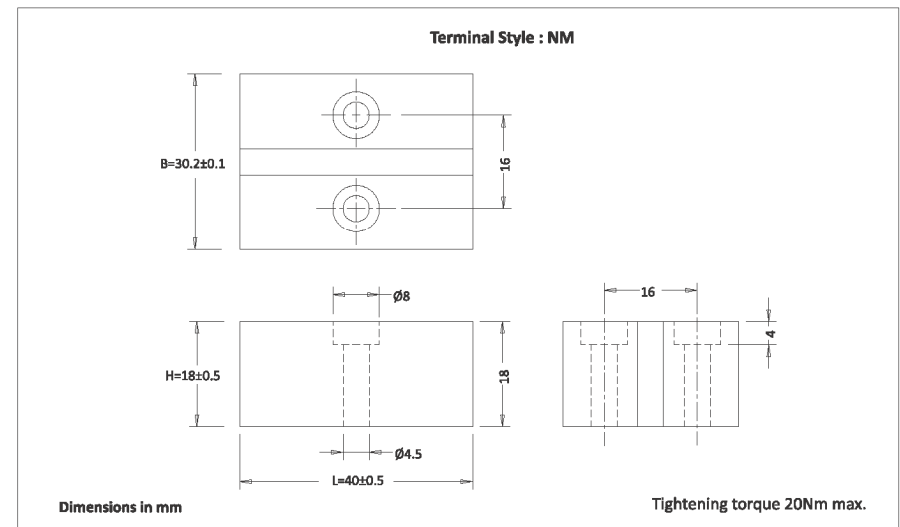
- Conduction cooled
- Polypropylene dielectric
- Self-healing
- Operating frequency 30KHz
- Maximum operating core temperature 85°C
- Capacitance tolerance ±10%
- Flame retardant UL94 - V0, ROHS compliant



Standard Capacitor Values

Rated Voltage Vrms	Nominal capacitance MFD at 1KHz	Max current Irms	Max power Kvars	Frequency KHz	ESR mΩ	Dimensions mm			Case Code	Terminal Style	Ordering Code
						B	H	L			
1100	0.03	125	100	439-829	1.70	30.2	18.0	40	W9	NM	SP00U031100BNOW900NMK01
1000	0.05	125	100	318-498	1.30	30.2	18.0	40	W9	NM	SP00U051000BNOW900NMK01
850	0.10	175	100	220-488	1.00	30.2	18.0	40	W9	NM	SP00U100850BNOW900NMK01
800	0.15	200	100	166-425	0.90	30.2	18.0	40	W9	NM	SP00U150800BNOW900NMK01
650	0.30	225	100	126-269	0.50	30.2	18.0	40	W9	NM	SP00U300650BNOW900NMK01
600	0.40	250	100	111-249	0.40	30.2	18.0	40	W9	NM	SP00U400600BNOW900NMK01
	0.50	250	100	88-199	0.40	30.2	18.0	40	W9	NM	SP00U500600BNOW900NMK01
450	0.65	250	100	121-153	0.35	30.2	18.0	40	W9	NM	SP00U650450BNOW900NMK01
	0.80	250	100	98-124	0.30	30.2	18.0	40	W9	NM	SP00U800450BNOW900NMK01

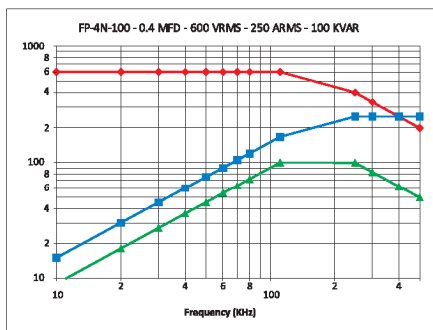
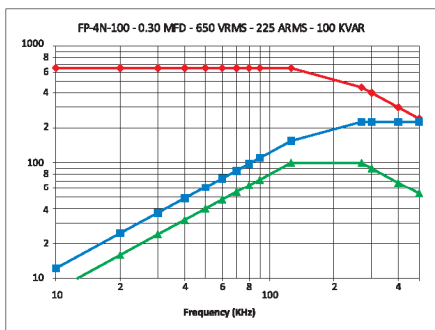
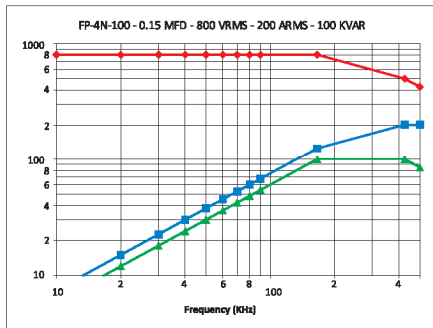
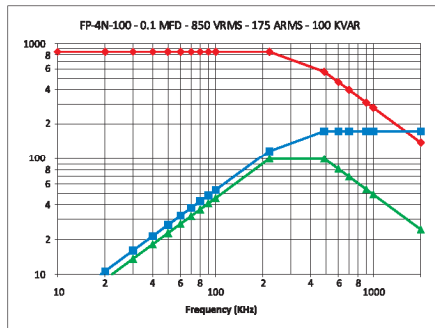
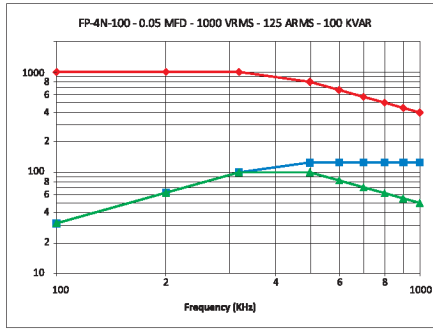
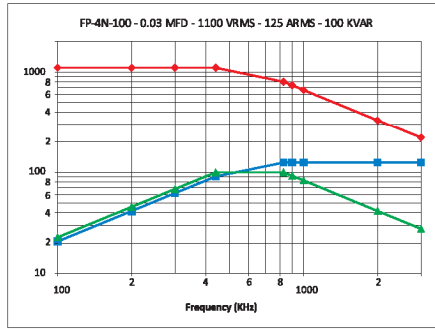
Capacitor Drawing and Terminal Style



FP-4N-100

Frequency Derating

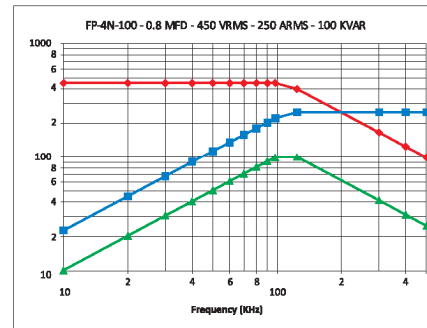
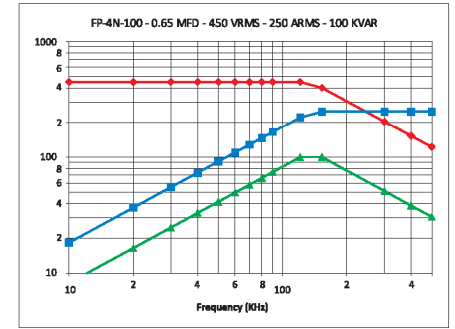
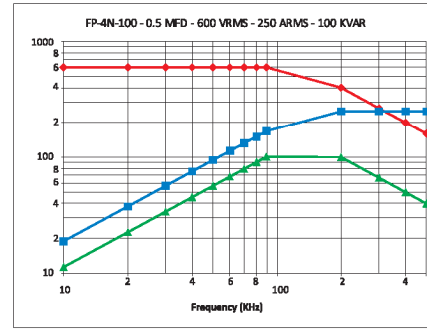
— Voltage — Current — Power



FP-4N-100

Frequency Derating

— Voltage — Current — Power



ACC -120

Highlights

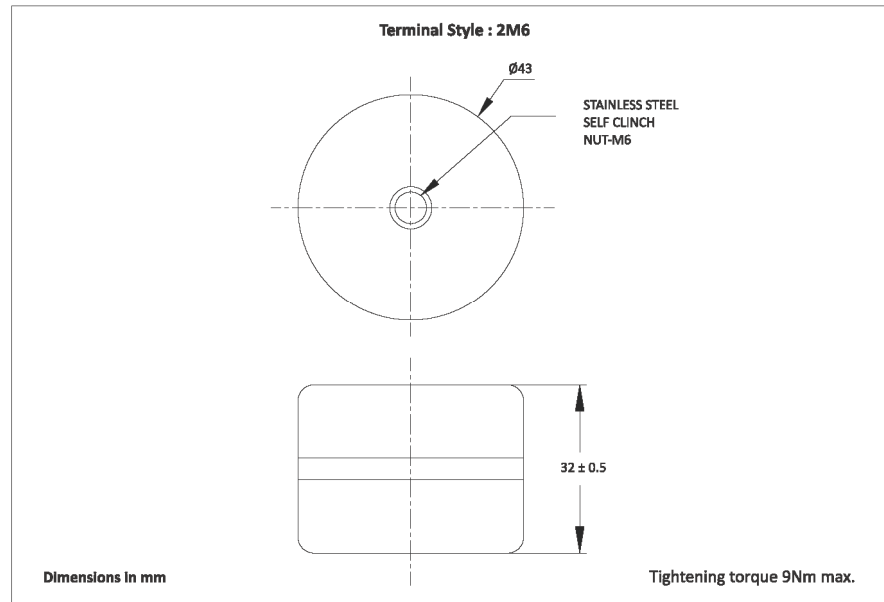
- Conduction cooled
- Polypropylene dielectric
- Self-healing
- Operating frequency up to 1900 KHz
- Maximum operating core temperature 85°C
- Capacitance tolerance $\pm 10\%$
- Flame retardant UL94 - V0, ROHS compliant



Standard Capacitor Values

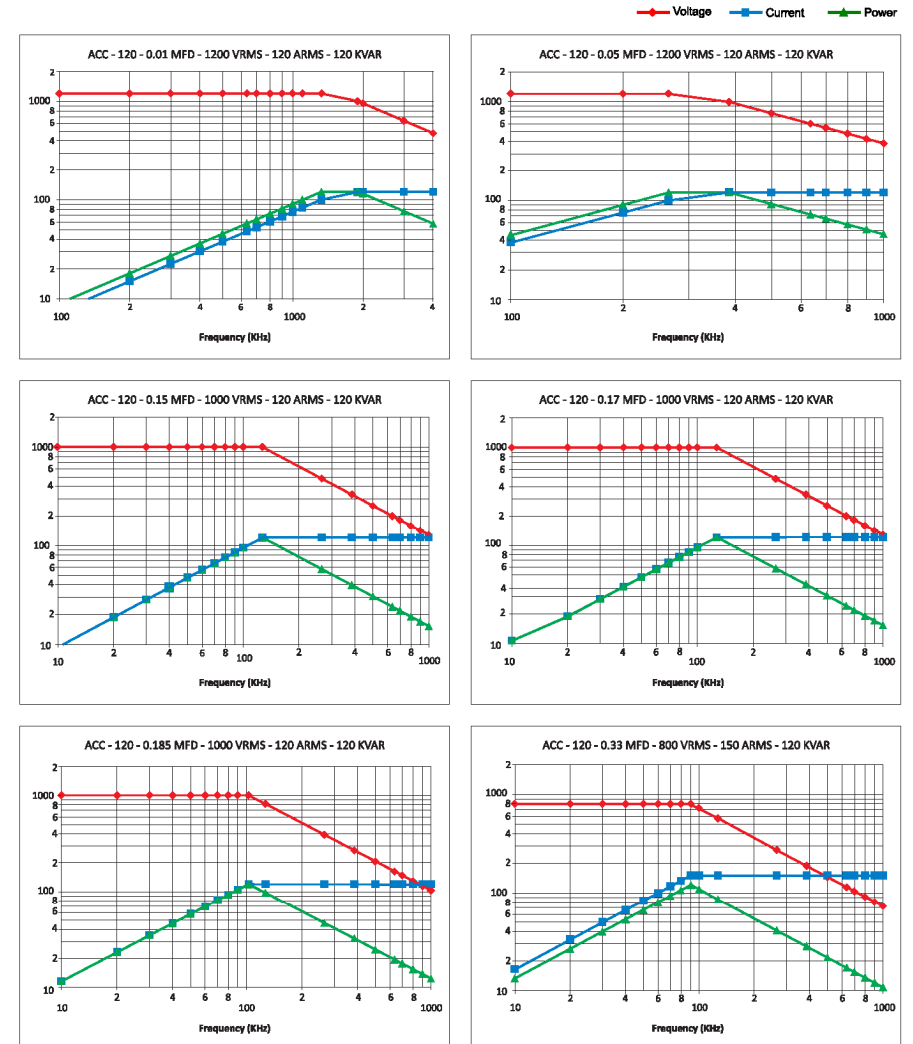
Rated Voltage Vrms	Nominal capacitance MFD at 1KHz	Max current I rms	Max power Kvar	Frequency KHz	ESR mΩ	Dimensions mm		Case Code	Terminal Style	Ordering Code
						D	H			
1200	0.010	120	120	1330-1900	5.0	43	32	J5	2M6	SP00U011200CC0J502M6K01
	0.050	120	120	265-385	5.0	43	32	J5	2M6	SP00U051200CC0J502M6K01
1000	0.150	120	120	127-127	5.0	43	32	J5	2M6	SP00U151000CC0J502M6K01
	0.170	120	120	127-127	5.0	43	32	J5	2M6	SP00U171000CC0J502M6K01
	0.185	120	120	103-103	5.0	43	32	J5	2M6	SP0U1851000CC0J502M6K01
800	0.330	150	120	91-91	2.0	43	32	J5	2M6	SP00U330800CC0J502M6K01

Capacitor Drawing and Terminal Style



ACC -120


Frequency Derating



FP-4-150-SM/SP

Highlights

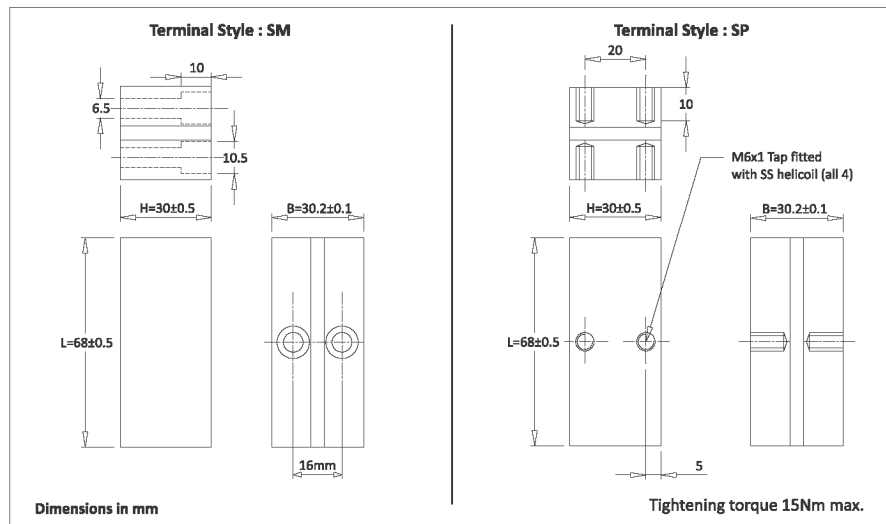
- Conduction cooled
- Polypropylene dielectric
- Self-healing
- Operating frequency up to 700 KHz
- Maximum operating core temperature 85°C
- Capacitance tolerance $\pm 10\%$
- Flame retardant UL94 - V0, ROHS compliant



Standard Capacitor Values

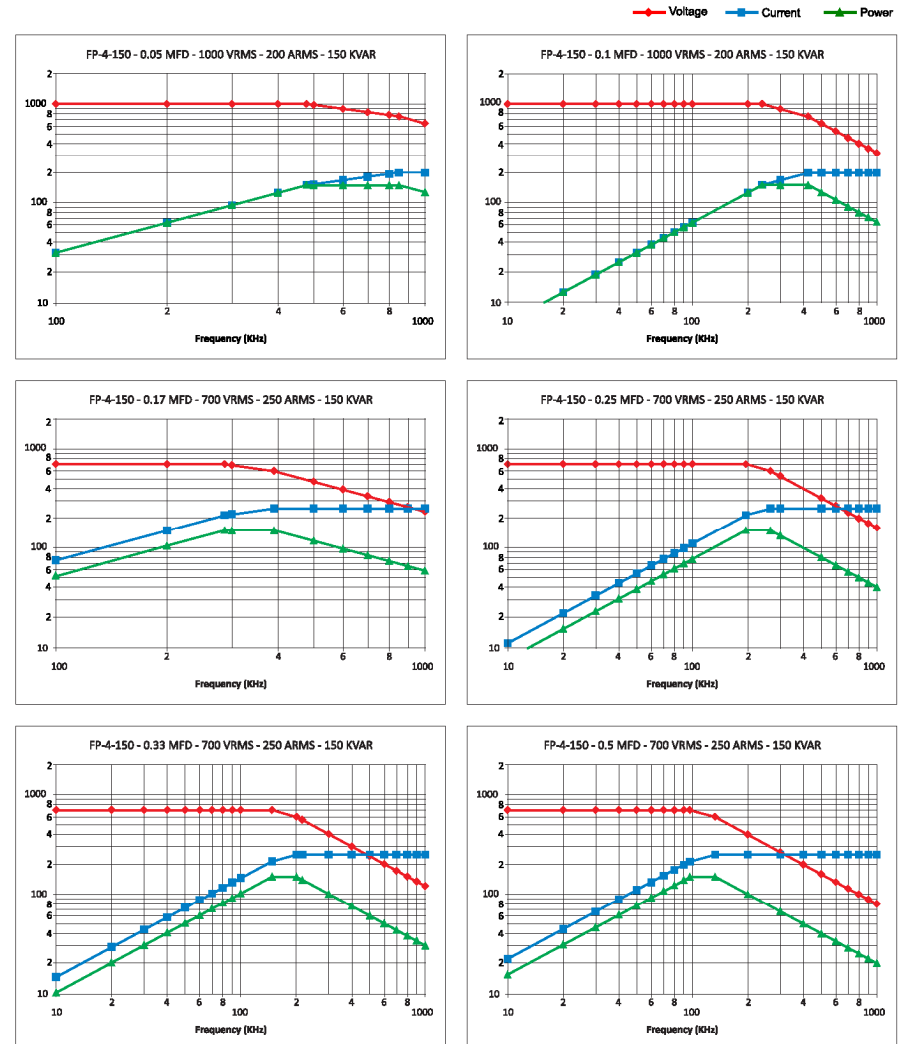
Rated Voltage Vrms	Nominal Capacitance MFD at 1KHz	Max Current Irms	Max Power Kvar	Frequency KHz	ESR mΩ	Dimensions mm			Case Code	Terminal Style	Ordering Code
						B	H	L			
1000	0.05	200	150	478-700	1.5	30.2	30	68	D1	SM/SP	SP00U051000ASOD1_K01
	0.10	200	150	238-423	1.5	30.2	30	68	D1	SM/SP	SP00U101000ASOD1_K01
700	0.17	250	150	286-389	1.2	30.2	30	68	D1	SM/SP	SP00U170700ASOD1_K01
	0.25	250	150	195-265	1.2	30.2	30	68	D1	SM/SP	SP00U250700ASOD1_K01
	0.33	250	150	148-200	1.0	30.2	30	68	D1	SM/SP	SP00U330700ASOD1_K01
	0.50	250	150	93-132	1.0	30.2	30	68	D1	SM/SP	SP00U500700ASOD1_K01
600	0.66	300	150	100-145	0.8	30.2	30	68	D1	SM/SP	SP00U660600ASOD1_K01
500	1.20	300	150	79-80	0.6	30.2	30	68	D1	SM/SP	SP01U200500ASOD1_K01
	1.33	300	150	72	0.6	30.2	30	68	D1	SM/SP	SP01U330500ASOD1_K01
400	2.40	400	150	63-72	0.6	30.2	30	68	D1	SM/SP	SP02U400400ASOD1_K01

Capacitor Drawing and Terminal Style



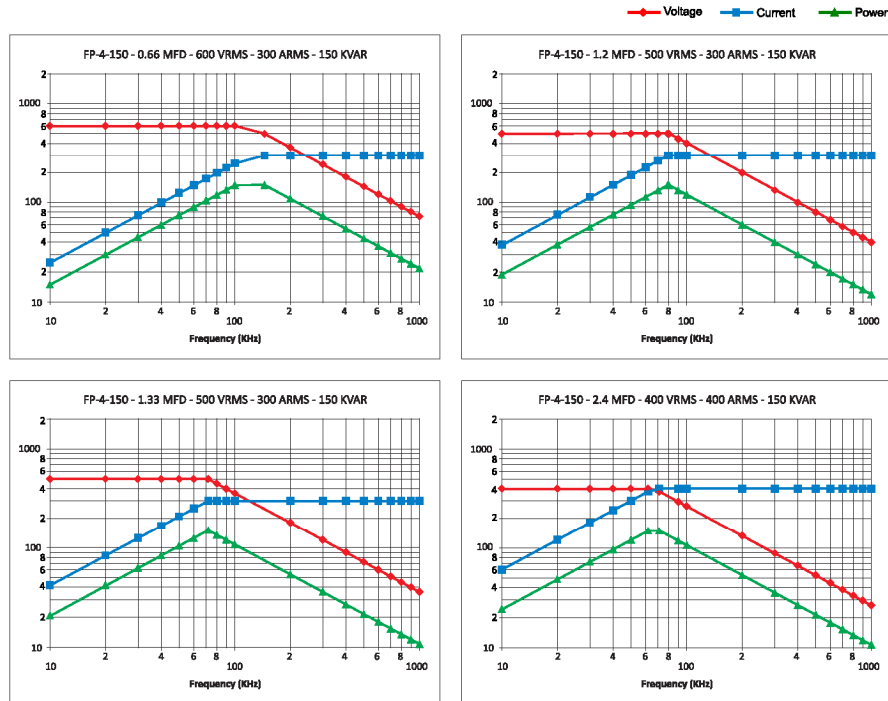
FP-4-150-SM/SP

Frequency Derating



FP-4-150-SM/SP

Frequency Derating



FP-9-200

Highlights

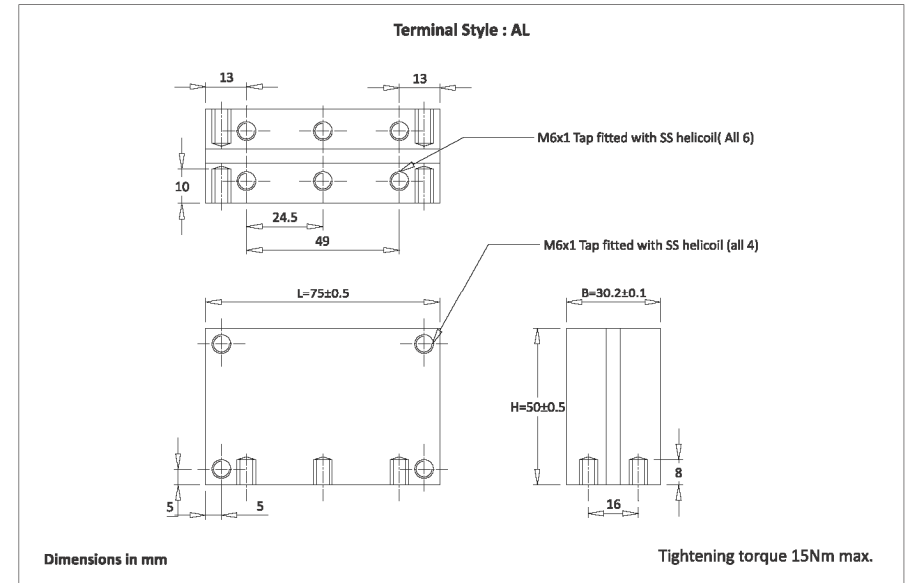
- Conduction cooled
- Polypropylene dielectric
- Self-healing
- Operating frequency up to 650 KHz
- Maximum operating core temperature 85°C
- Capacitance tolerance $\pm 10\%$
- Flame retardant UL94 - V0, ROHS compliant



Standard Capacitor Values

Rated Voltage Vrms	Nominal Capacitance MFD at 1KHz	Max Current Irms	Max Power Kvar	Frequency KHz	ESR mΩ	Dimensions mm			Case Code	Terminal Style	Ordering Code
						B	H	L			
700	0.18	350	180	324-601	1.5	30.2	50	75	V1	AL	SP00U180700ATOV100ALK01
	0.24	400	180	243-549	1.2	30.2	50	75	V1	AL	SP00U240700ATOV100ALK01
	0.33	350	180	176-279	1.0	30.2	50	75	V1	AL	SP00U330700ATOV100ALK01
	0.66	450	180	88-270	0.8	30.2	50	75	V1	AL	SP00U660700ATOV100ALK01
600	1.20	500	180	65-183	0.6	30.2	50	75	V1	AL	SP01U200600ATOV100ALK01
500	2.40	500	180	47-91	0.4	30.2	50	75	V1	AL	SP02U400500ATOV100ALK01
400	5.00	600	180	35-63	0.4	30.2	50	75	V1	AL	SP000050400ATOV100ALK01

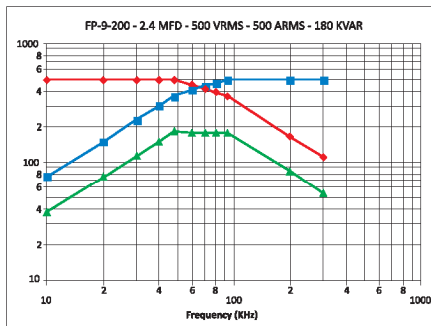
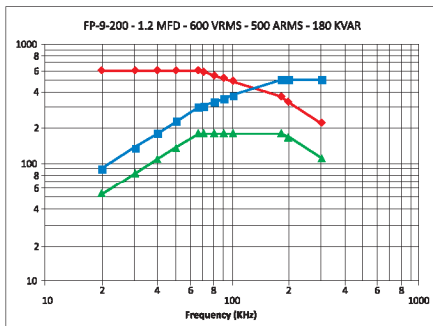
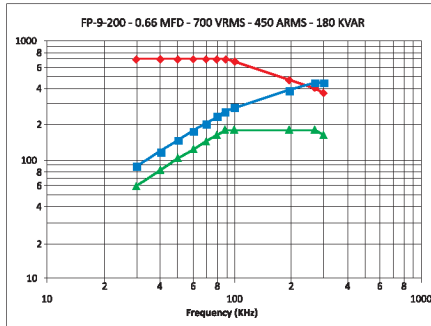
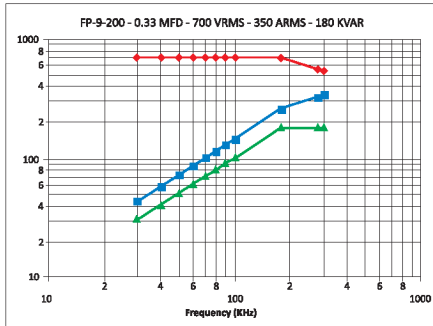
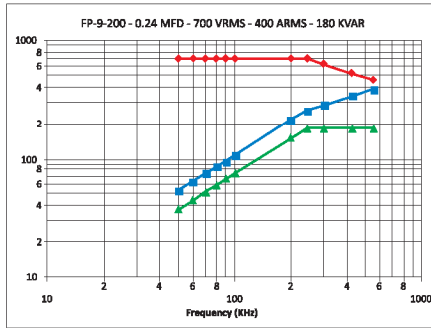
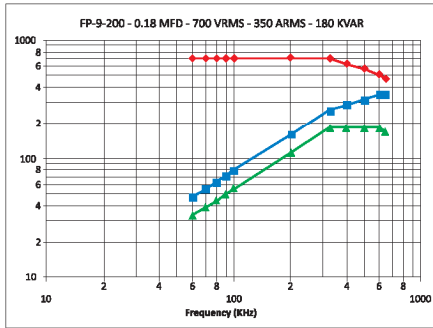
Capacitor Drawing and Terminal Style



FP-9-200

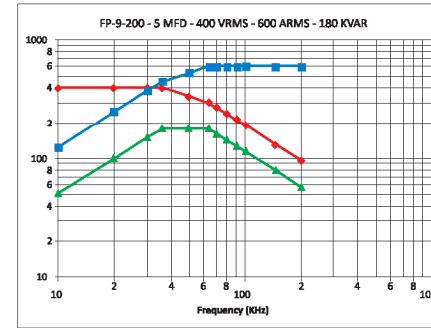
Frequency Derating

—●— Voltage —■— Current —▲— Power



FP-9-200

Frequency Derating



—●— Voltage —■— Current —▲— Power

FP-5X-200-2C

Highlights

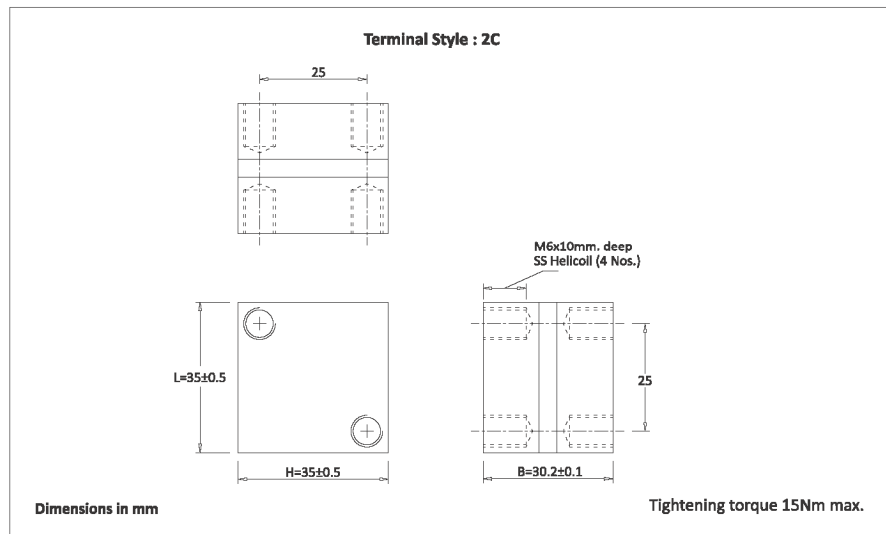
- Conduction cooled
- Polypropylene dielectric
- Self-healing
- Operating frequency up to 1400 KHz
- Maximum operating core temperature 85°C
- Capacitance tolerance $\pm 10\%$
- Flame retardant UL94 - V0, ROHS compliant



Standard Capacitor Values

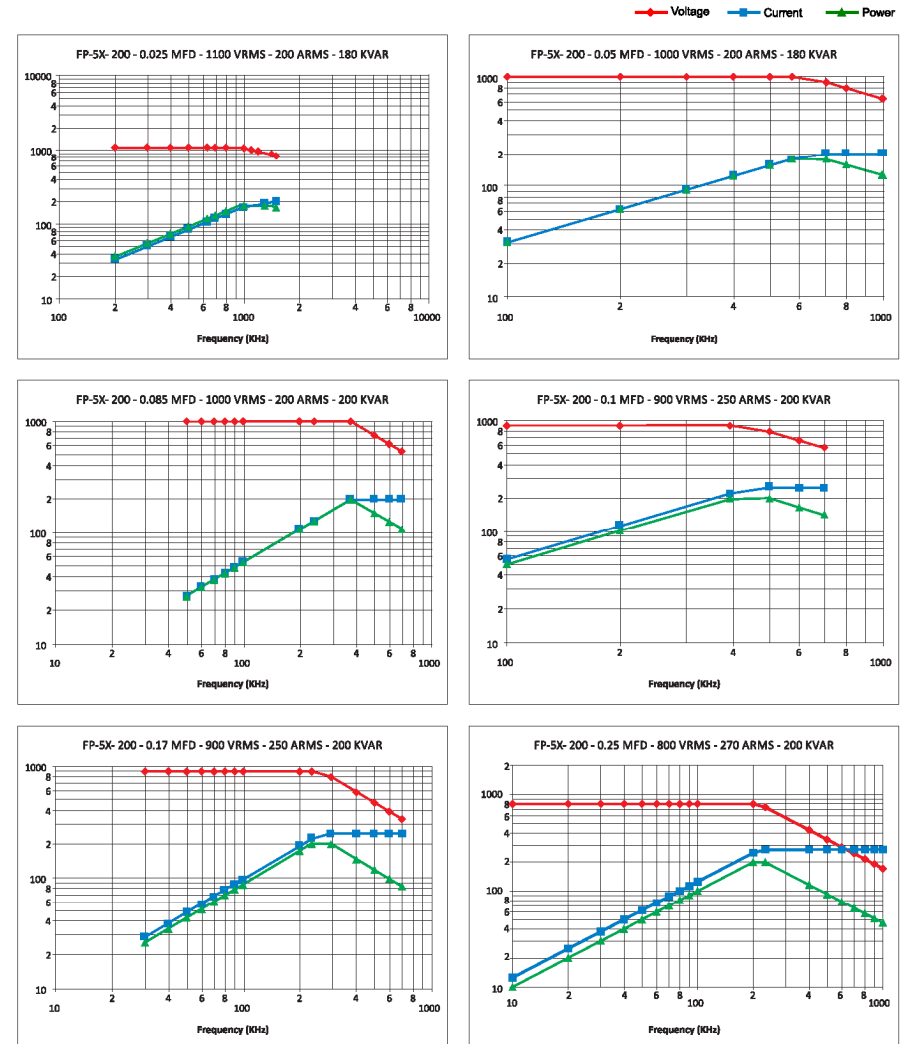
Rated Voltage Vrms	Nominal Capacitance MFD at 1KHz	Max Current Irms	Max Power Kvar	Frequency KHz	ESR mΩ	Dimensions mm			Case Code	Terminal Style	Ordering Code
						B	H	L			
1100	0.025	200	180	948-1414	1.5	30.2	35	35	Z1	2C	SP0U0251100AU0Z1002CK01
1000	0.050	200	180	574-706	1.2	30.2	35	35	Z1	2C	SP0U0501000AU0Z1002CK01
	0.085	200	200	374	1.0	30.2	35	35	Z1	2C	SP0U0851000AU0Z1002CK01
900	0.100	250	200	394-501	0.9	30.2	35	35	Z1	2C	SP0U1000900AU0Z1002CK01
	0.170	250	200	232-294	0.8	30.2	35	35	Z1	2C	SP0U1700900AU0Z1002CK01
800	0.250	270	200	199-231	0.6	30.2	35	35	Z1	2C	SP0U2500800AU0Z1002CK01
700	0.330	300	200	197-217	0.4	30.2	35	35	Z1	2C	SP0U330700AU0Z1002CK01
600	0.660	350	200	134-148	0.4	30.2	35	35	Z1	2C	SP0U660600AU0Z1002CK01
500	1.200	400	200	106	0.4	30.2	35	35	Z1	2C	SP01U200500AU0Z1002CK01

Capacitor Drawing and Terminal Style



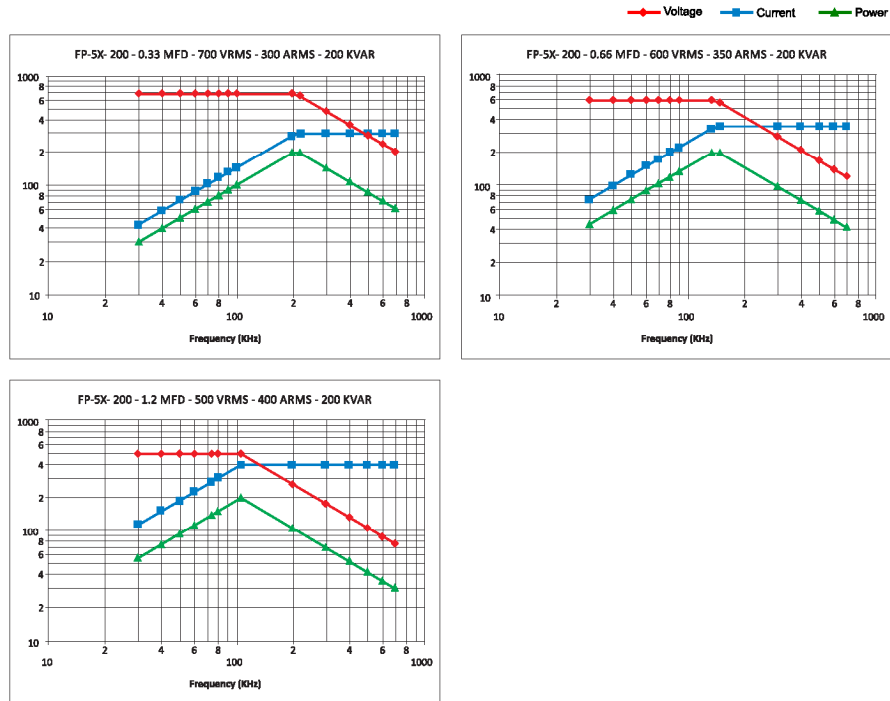
FP-5X-200-2C

Frequency Derating



FP-5X-200-2C

Frequency Derating



FP-5-200-SM/SP

Highlights

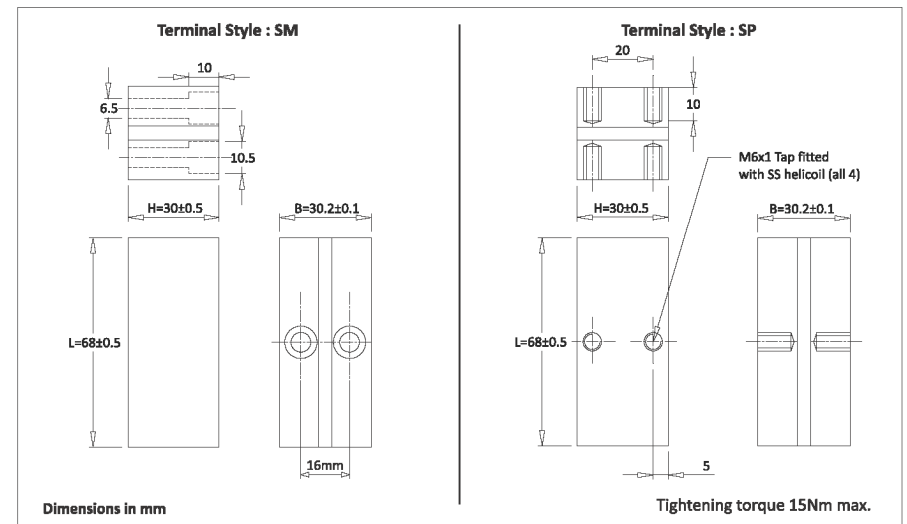
- Conduction cooled
- Polypropylene dielectric
- Self-healing
- Operating frequency up to 1000 KHz
- Maximum operating core temperature 85°C
- Capacitance tolerance $\pm 10\%$
- Flame retardant UL94 - V0, ROHS compliant



Standard Capacitor Values

Rated Voltage Vrms	Nominal Capacitance MFD at 1KHz	Max Current Irms	Max Power Kvar	Frequency KHz	ESR mΩ	Dimensions mm			Case Code	Terminal Style	Ordering Code
						B	H	L			
1000	0.05	250	200	636-994	1.5	30.2	30	68	D1	SM/SP	SP00U051000AV0D1__K01
	0.10	250	200	318-498	1.2	30.2	30	68	D1	SM/SP	SP00U101000AV0D1__K01
900	0.17	300	200	232-422	1.0	30.2	30	68	D1	SM/SP	SP00U170900AV0D1__K01
	0.25	300	200	199-286	0.9	30.2	30	68	D1	SM/SP	SP00U250800AV0D1__K01
800	0.33	300	200	150-216	0.8	30.2	30	68	D1	SM/SP	SP00U330800AV0D1__K01
	0.50	350	200	98-194	0.6	30.2	30	68	D1	SM/SP	SP00U500800AV0D1__K01
700	0.66	400	200	98-193	0.4	30.2	30	68	D1	SM/SP	SP00U660700AV0D1__K01
	1.20	450	200	74-134	0.4	30.2	30	68	D1	SM/SP	SP01U200600AV0D1__K01
600	1.33	450	200	65-120	0.4	30.2	30	68	D1	SM/SP	SP01U330600AV0D1__K01
	2.40	500	200	65-85	0.3	30.2	30	68	D1	SM/SP	SP02U400450AV0D1__K01

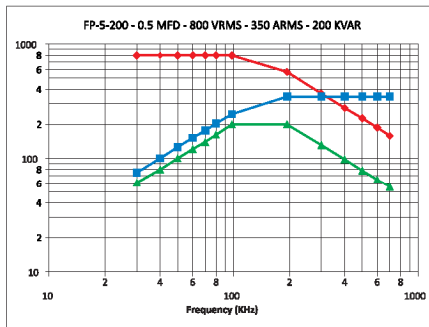
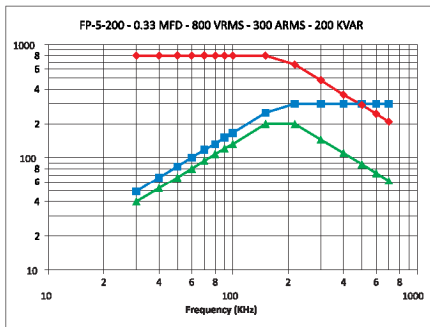
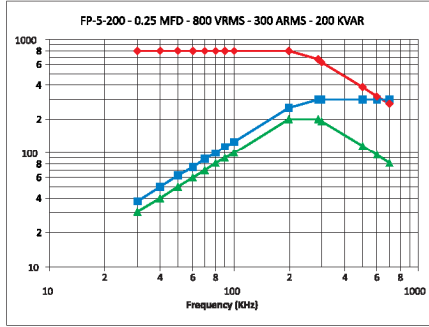
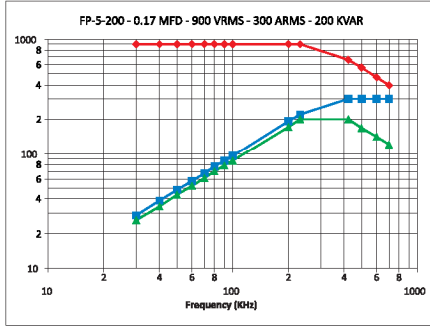
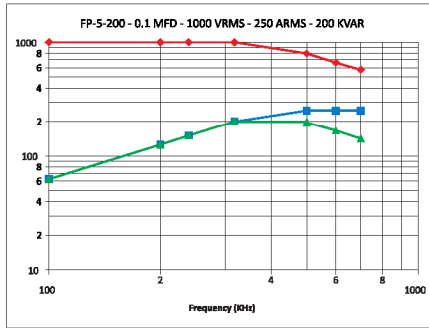
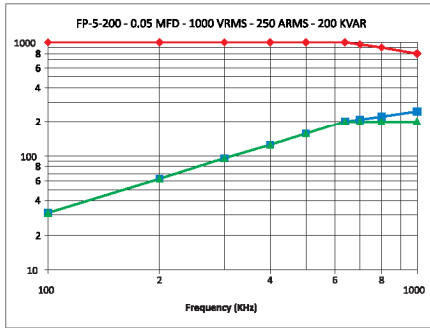
Capacitor Drawing and Terminal Style



FP-5-200-SM/SP

Frequency Derating

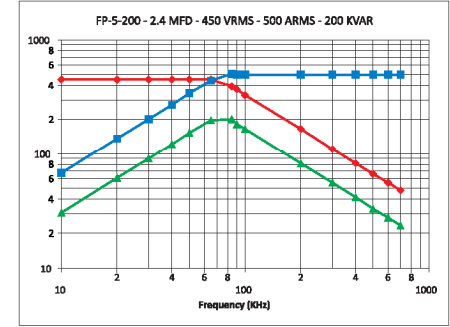
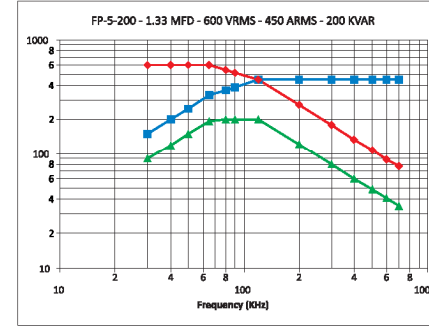
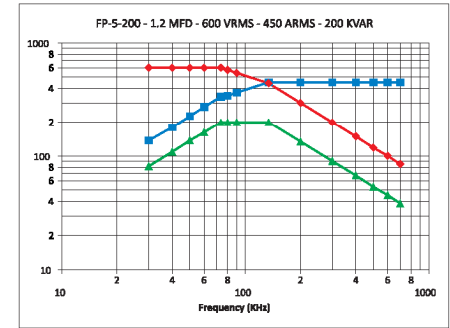
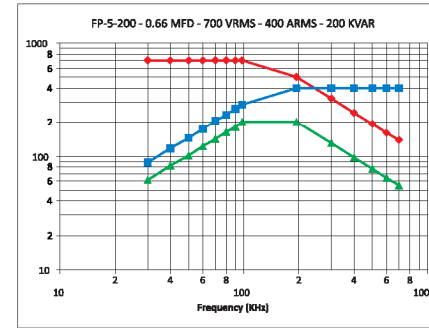
— Voltage — Current — Power



FP-5-200-SM/SP

Frequency Derating

— Voltage — Current — Power



FP-5F-200

Highlights

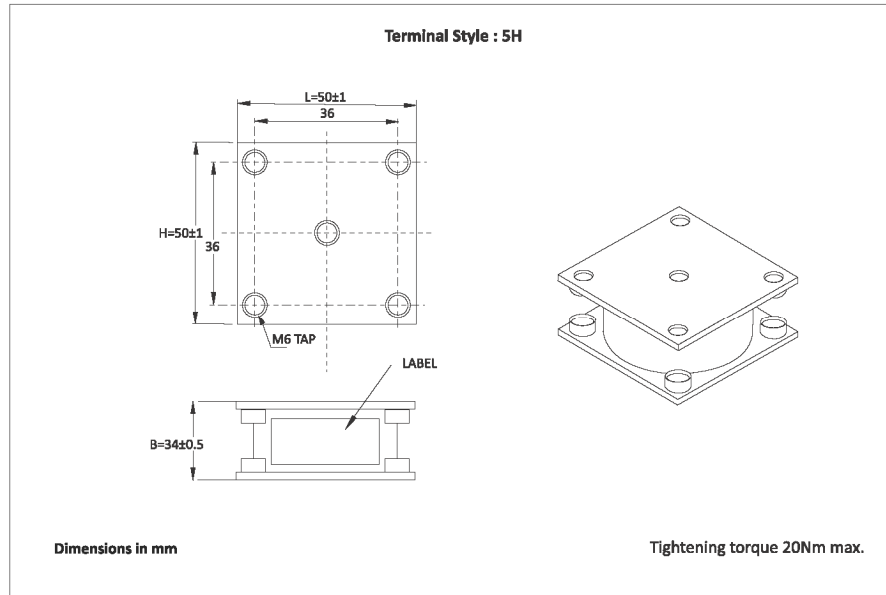
- Conduction cooled
- Polypropylene dielectric
- Self-healing
- Operating frequency 1000Khz
- Maximum operating core temperature 85°C
- Capacitance tolerance $\pm 10\%$
- Flame retardant UL94 - V0, ROHS compliant



Standard Capacitor Values

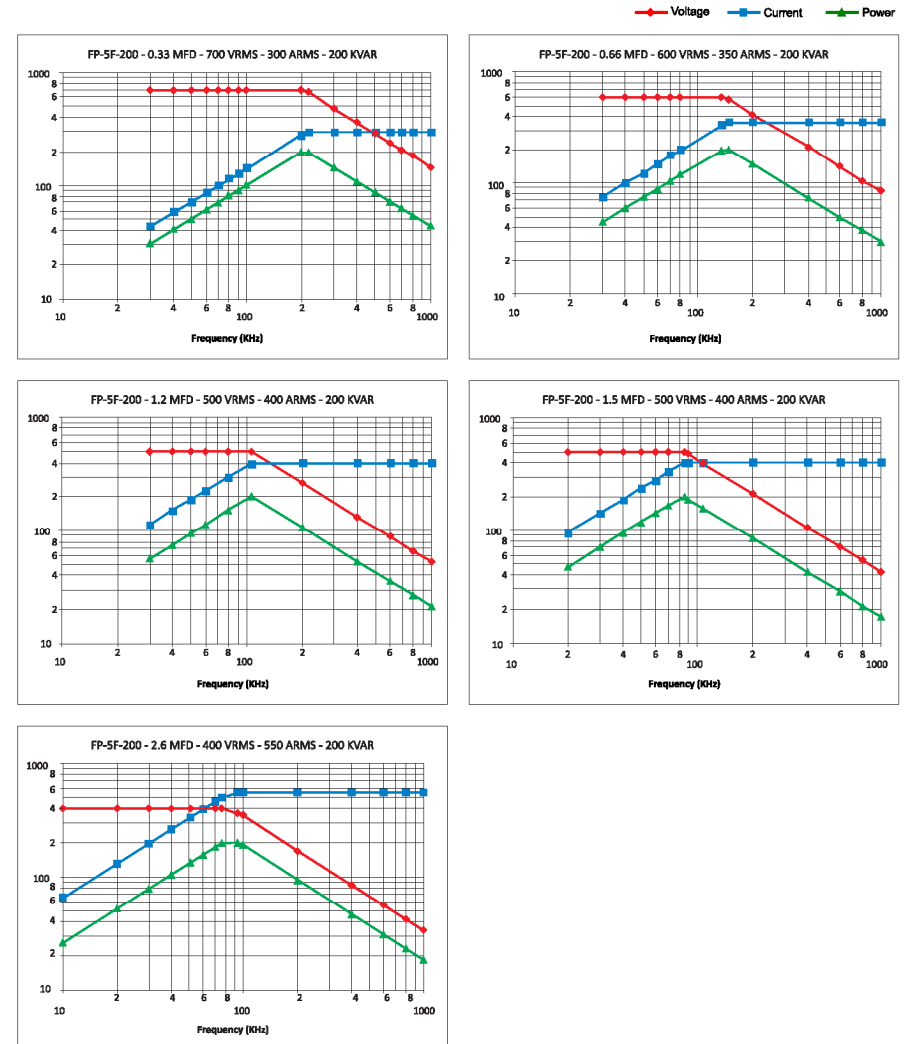
Rated Voltage Vrms	Nominal capacitance MFD at 1KHz	Max current Irms	Max power Kvar	Frequency KHz	ESR mΩ	Dimensions mm			Case Code	Terminal Style	Ordering Code
						B ± 0.5	H ± 1	L ± 1			
700	0.33	300	200	196 – 216	1.0	34	50	50	Q1	5H	SP00U330700AW0Q1005HK01
600	0.66	350	200	135 – 149	0.8	34	50	50	Q1	5H	SP00U660600AW0Q1005HK01
500	1.20	400	200	105 – 105	0.5	34	50	50	Q1	5H	SP01U200500AW0Q1005HK01
	1.50	400	200	85 – 85	0.3	34	50	50	Q1	5H	SP01U500500AW0Q1005HK01
400	2.60	550	200	76 – 93	0.2	34	50	50	Q1	5H	SP02U600400AW0Q1005HK01

Capacitor Drawing and Terminal Style



FP-5F-200

Frequency Derating



FP-6N-200

Highlights

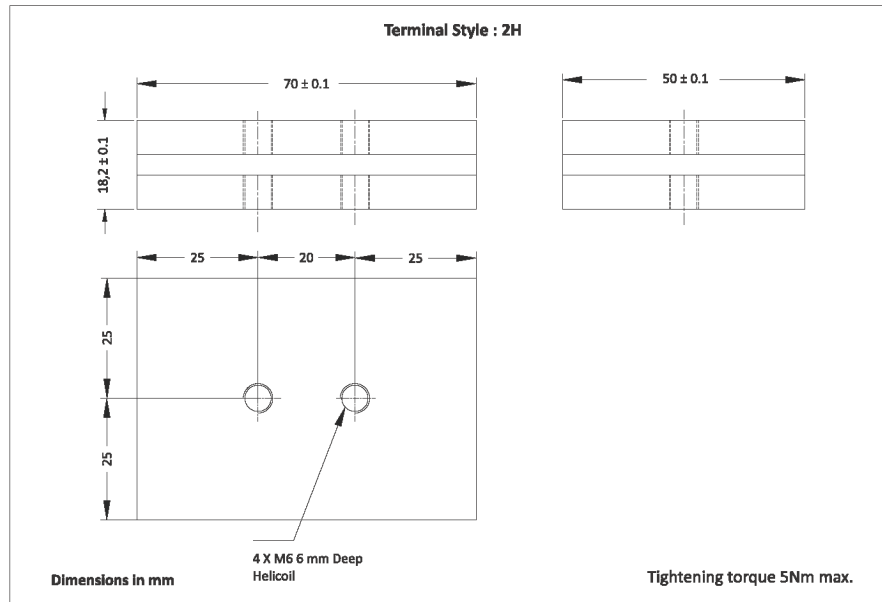
- Conduction cooled
- Polypropylene dielectric
- Self-healing
- Operating frequency up to 1300 KHz
- Maximum operating core temperature 85°C
- Capacitance tolerance $\pm 10\%$
- Flame retardant UL94 - V0, ROHS compliant



Standard Capacitor Values

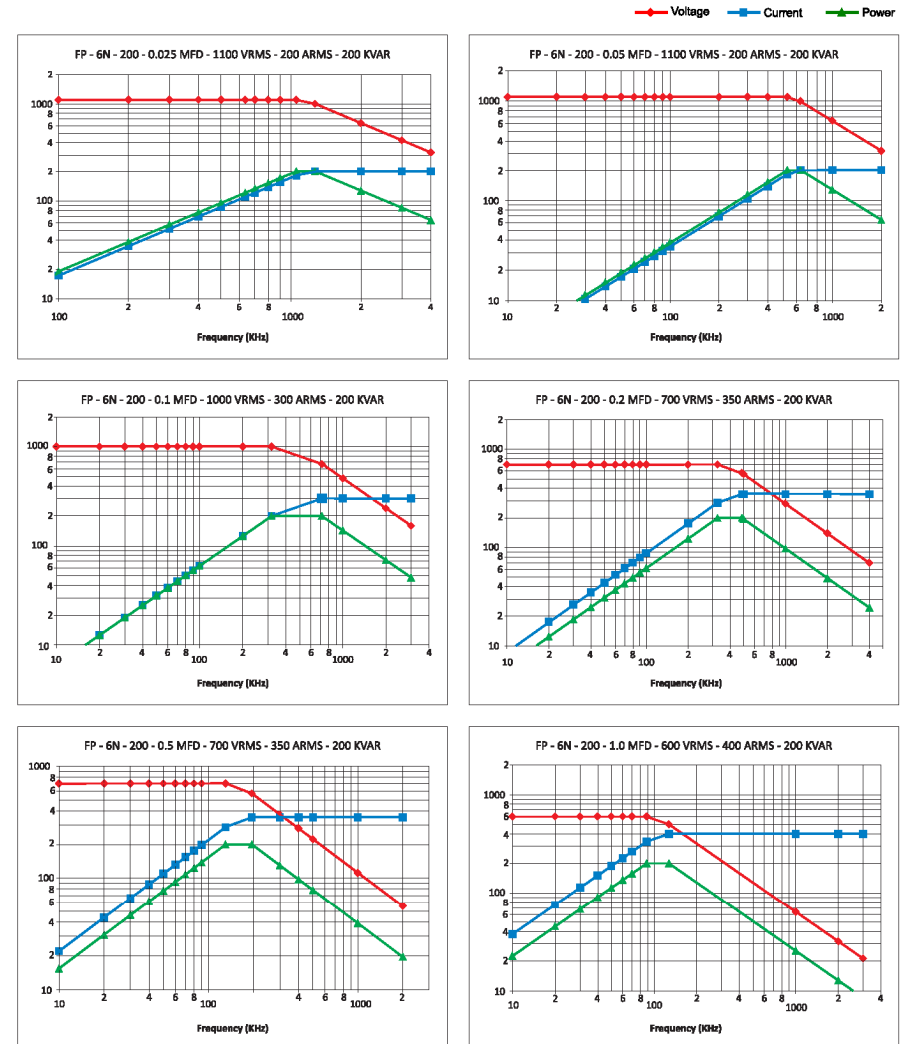
Rated Voltage Vrms	Nominal capacitance MFD at 1KHz	Max current Irms	Max power Kvar	Frequency KHz	Dimensions mm			Case Code	Terminal Style	Ordering Code
					W	D	H			
1100	0.025	200	200	1055-1270	50	18.2	70	V2	2H	SP0U0251100AN0V2002HK01
	0.05	200	200	527-636	50	18.2	70	V2	2H	SP0U0501100AN0V2002HK01
1000	0.10	300	200	318-715	50	18.2	70	V2	2H	SP0U0101000AN0V2002HK01
700	0.20	350	200	325-487	50	18.2	70	V2	2H	SP0U0200700AN0V2002HK01
	0.50	350	200	130-195	50	18.2	70	V2	2H	SP0U0500700AN0V2002HK01
600	1.0	400	200	89-128	50	18.2	70	V2	2H	SP000010600AN0V2002HK01

Capacitor Drawing and Terminal Style



FP-6N-200


Frequency Derating



FP-38-300-SM

Highlights

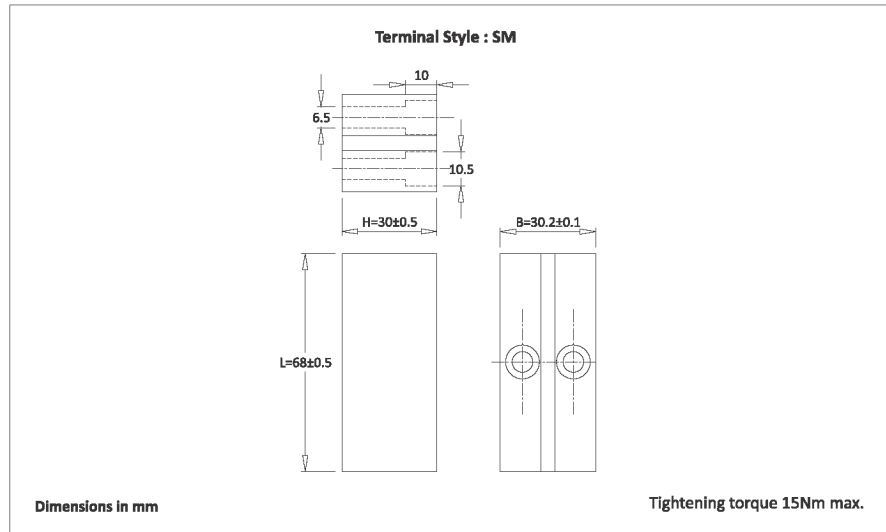
- Conduction cooled
- Polypropylene dielectric
- Self-healing
- Operating frequency up to 1000 KHz
- Maximum operating core temperature 85°C
- Capacitance tolerance $\pm 10\%$
- Flame retardant UL94 - V0, ROHS compliant



Standard Capacitor Values

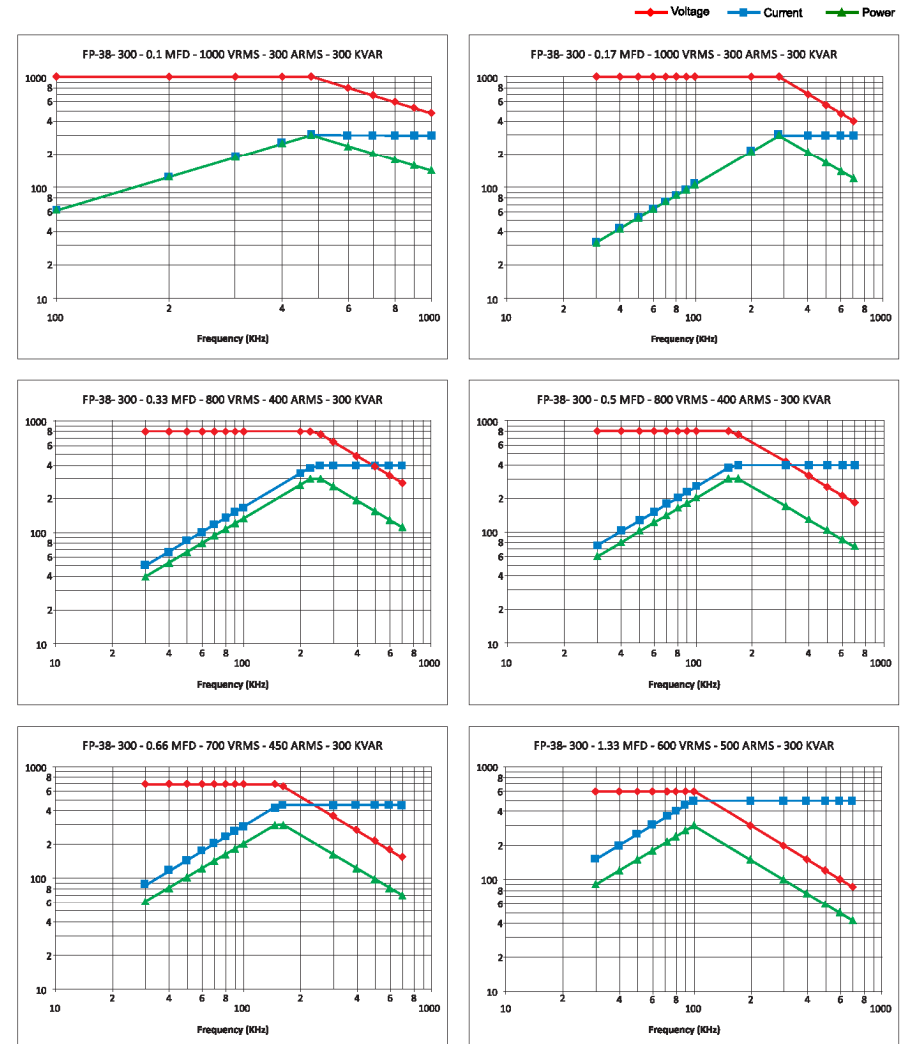
Rated Voltage Vrms	Nominal Capacitance MFD at 1KHz	Max Current Irms	Max Power Kvar	Frequency KHz	ESR mΩ	Dimensions mm			Case Code	Terminal Style	Ordering Code
						B	H	L			
1000	0.10	300	300	478	1.5	30.2	30	68	D1	SM	SP00U101000AXOD100SMK01
	0.17	300	300	281	1.4	30.2	30	68	D1	SM	SP00U171000AXOD100SMK01
800	0.33	400	300	225-256	1.2	30.2	30	68	D1	SM	SP00U330800AXOD100SMK01
	0.50	400	300	149-170	1.1	30.2	30	68	D1	SM	SP00U500800AXOD100SMK01
700	0.66	450	300	147-163	1.0	30.2	30	68	D1	SM	SP00U660700AXOD100SMK01
600	1.33	500	300	99	0.9	30.2	30	68	D1	SM	SP01U330600AXOD100SMK01
500	2.40	600	300	79	0.8	30.2	30	68	D1	SM	SP02U400500AXOD100SMK01

Capacitor Drawing and Terminal Style



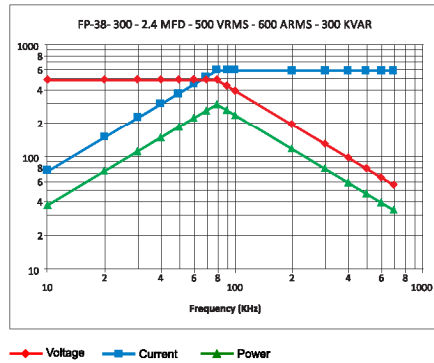
FP-38-300-SM

Frequency Derating



FP-38-300-SM

Frequency Derating



FP-8-300

Highlights

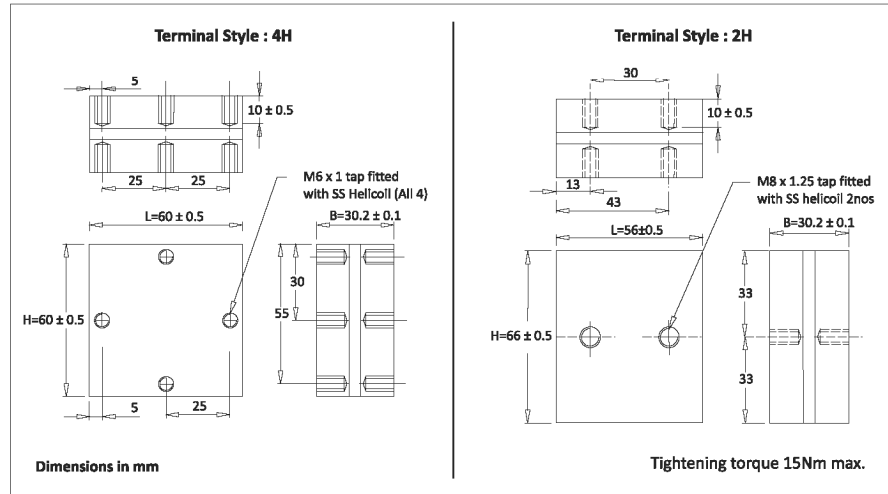
- Conduction cooled
- Polypropylene dielectric
- Self-healing
- Operating frequency up to 700 KHz
- Maximum operating core temperature 85°C
- Capacitance tolerance $\pm 10\%$
- Flame retardant UL94 - V0, ROHS compliant



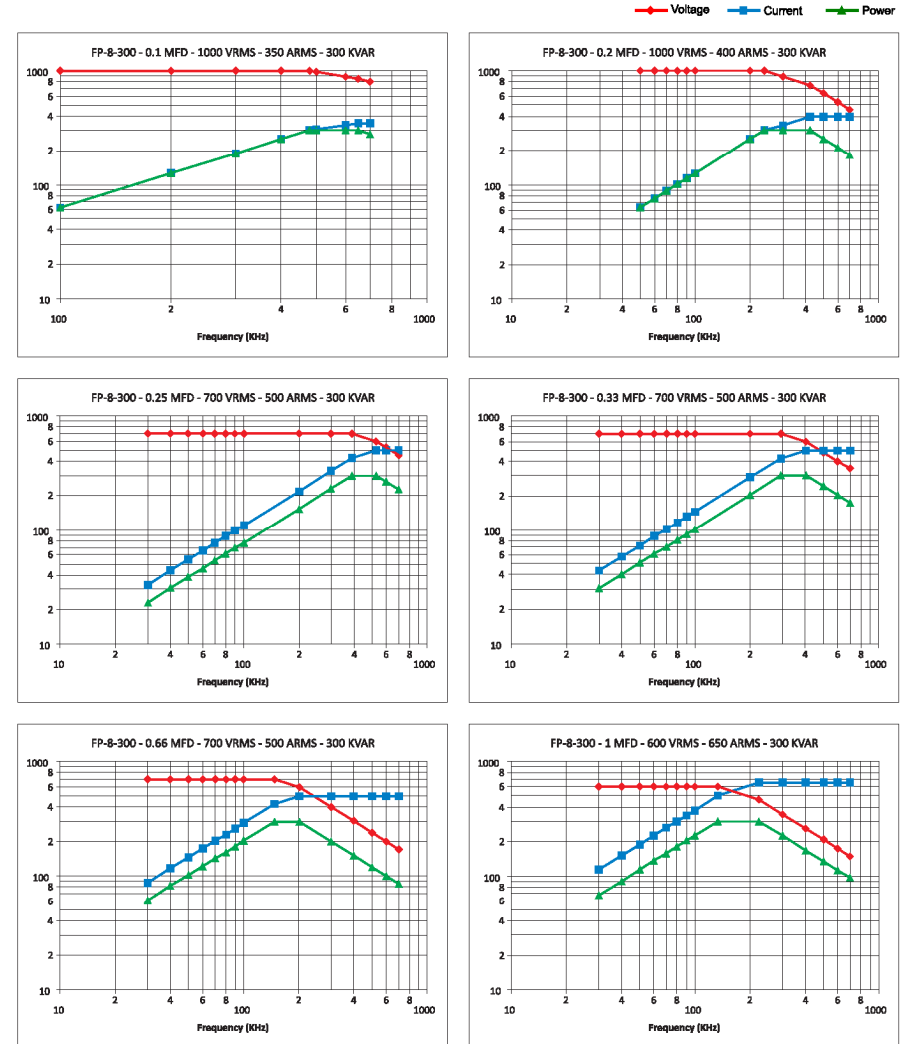
Standard Capacitor Values

Rated Voltage Vrms	Nominal Capacitance MFD at 1KHz	Max Current lrms	Max Power Kvar	Frequency KHz	ESR mΩ	Dimensions mm			Case Code	Terminal Style	Ordering Code
						B	H	L			
1000	0.10	350	300	476-649	1.2	30.2	60	60	U1	4H	SP00U101000AY0U1004HK01
	0.10	350	300	476-649	1.2	30.2	66	56	U2	2H	SP00U101000AY0U2002HK01
	0.20	400	300	238-423	1.2	30.2	60	60	U1	4H	SP00U201000AY0U1004HK01
	0.20	400	300	238-423	1.2	30.2	66	56	U2	2H	SP00U201000AY0U2002HK01
700	0.25	500	300	390-530	1.2	30.2	60	60	U1	4H	SP00U250700AY0U1004HK01
	0.25	500	300	390-530	1.2	30.2	66	56	U2	2H	SP00U250700AY0U2002HK01
	0.33	500	300	295-401	1.0	30.2	60	60	U1	4H	SP00U330700AY0U1004HK01
	0.33	500	300	295-401	1.0	30.2	66	56	U2	2H	SP00U330700AY0U2002HK01
	0.66	500	300	147-200	0.8	30.2	60	60	U1	4H	SP00U660700AY0U1004HK01
600	0.66	500	300	147-200	0.8	30.2	66	56	U2	2H	SP00U660700AY0U2002HK01
	1.00	650	300	132-223	0.5	30.2	60	60	U1	4H	SP000010600AY0U1004HK01
	1.00	650	300	132-223	0.5	30.2	66	56	U2	2H	SP000010600AY0U2002HK01
	1.20	650	300	111-187	0.5	30.2	60	60	U1	4H	SP01U200600AY0U1004HK01
	1.20	650	300	111-187	0.5	30.2	66	56	U2	2H	SP01U200600AY0U2002HK01
500	1.32	650	300	100-170	0.3	30.2	60	60	U1	4H	SP01U320600AY0U1004HK01
	1.32	650	300	100-170	0.3	30.2	66	56	U2	2H	SP01U320600AY0U2002HK01
	2.40	650	300	80-97	0.2	30.2	60	60	U1	4H	SP02U400500AY0U1004HK01
	2.40	650	300	80-97	0.2	30.2	66	56	U2	2H	SP02U400500AY0U2002HK01
400	2.60	650	300	72-85	0.2	30.2	60	60	U1	4H	SP02U600500AY0U1004HK01
	2.60	650	300	72-85	0.2	30.2	66	56	U2	2H	SP02U600500AY0U2002HK01
	5.00	800	300	59-67	0.1	30.2	60	60	U1	4H	SP000050400AY0U1004HK01
5.00	800	300	59-67	0.1	30.2	66	56	U2	2H	SP000050400AY0U2002HK01	

Capacitor Drawing and Terminal Style

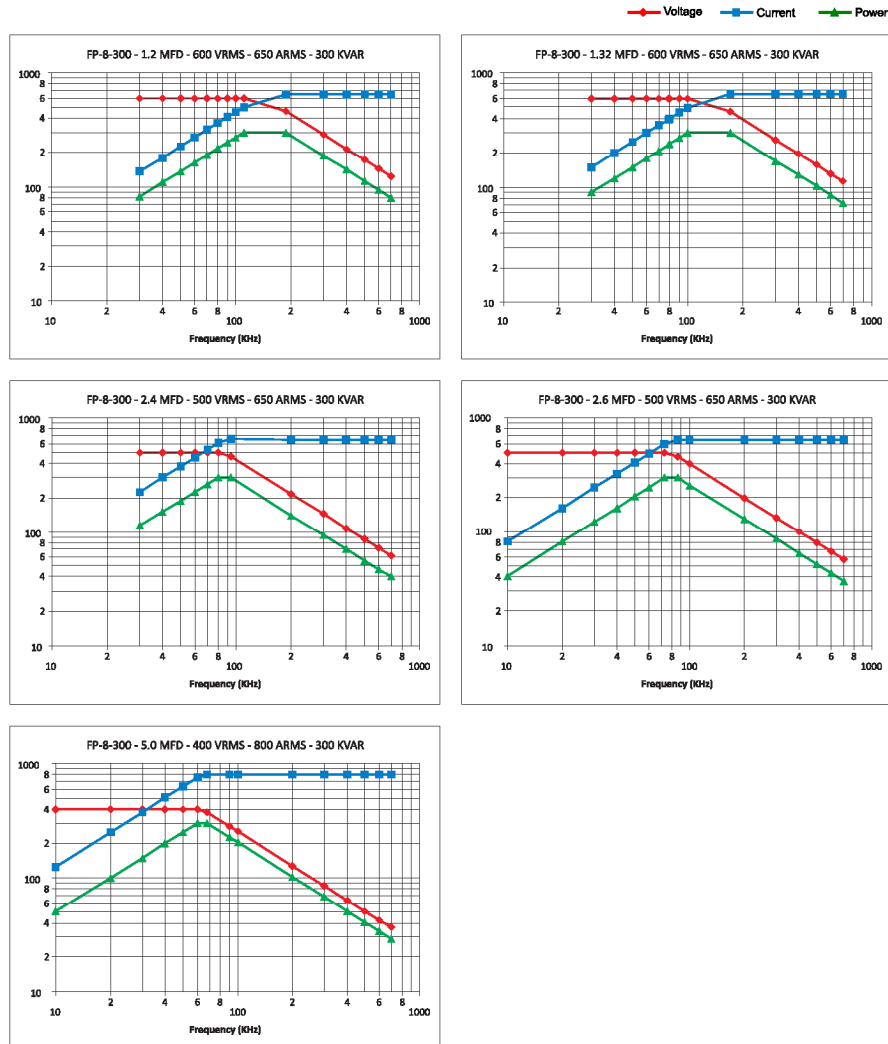


Frequency Derating



FP-8-300

Frequency Derating



FP-24-300

Highlights

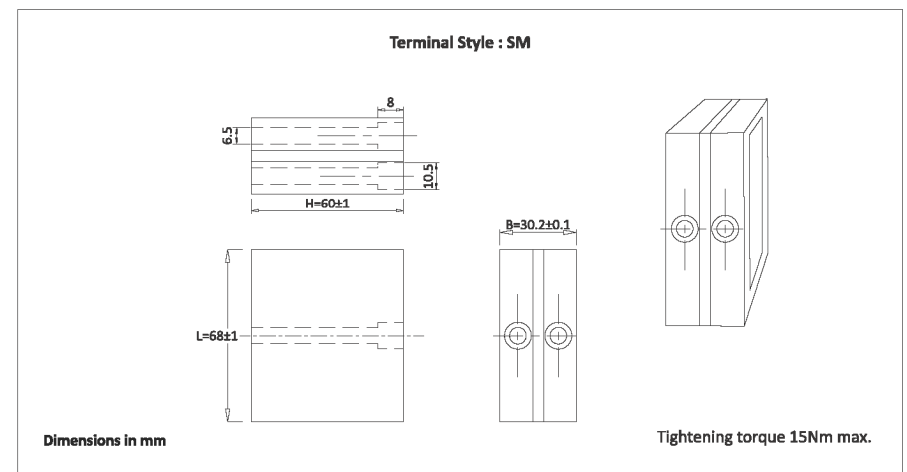
- Conduction cooled
- Polypropylene dielectric
- Self-healing
- Operating frequency up to 700 KHz
- Maximum operating core temperature 85°C
- Capacitance tolerance $\pm 10\%$
- Flame retardant UL94 - V0, ROHS compliant



Standard Capacitor Values

Rated Voltage Vrms	Nominal Capacitance MFD at 1KHz	Max Current Irms	Max Power Kvar	Frequency KHz	ESR mΩ	Dimensions mm			Case Code	Terminal Style	Ordering Code
						B	H	L			
1000	0.10	350	300	476-649	1.2	30.2	60	68	L1	SM	SP00U101000AZOL100SMK01
	0.20	400	300	238-423	1.2	30.2	60	68	L1	SM	SP00U201000AZOL100SMK01
	0.33	500	300	390-530	1.2	30.2	60	68	L1	SM	SP00U250700AZOL100SMK01
	0.66	500	300	147-200	0.8	30.2	60	68	L1	SM	SP00U330700AZOL100SMK01
700	0.25	500	300	295-401	1.0	30.2	60	68	L1	SM	SP00U660700AZOL100SMK01
	0.66	500	300	147-200	0.8	30.2	60	68	L1	SM	SP00U660700AZOL100SMK01
	1.00	650	300	132-223	0.5	30.2	60	68	L1	SM	SP000010600AZOL100SMK01
600	1.20	650	300	111-187	0.5	30.2	60	68	L1	SM	SP01U200600AZOL100SMK01
	1.32	650	300	100-170	0.3	30.2	60	68	L1	SM	SP01U320600AZOL100SMK01
	2.40	650	300	80-97	0.2	30.2	60	68	L1	SM	SP02U400500AZOL100SMK01
500	2.60	650	300	72-85	0.2	30.2	60	68	L1	SM	SP02U600500AZOL100SMK01
	5.00	800	300	59-67	0.1	30.2	60	68	L1	SM	SP000050400AZOL100SMK01
400	5.00	800	300	59-67	0.1	30.2	60	68	L1	SM	SP000050400AZOL100SMK01

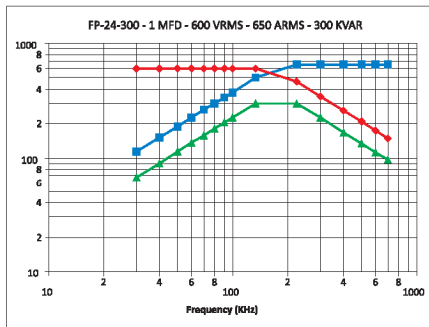
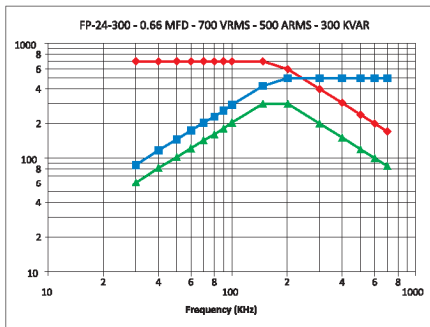
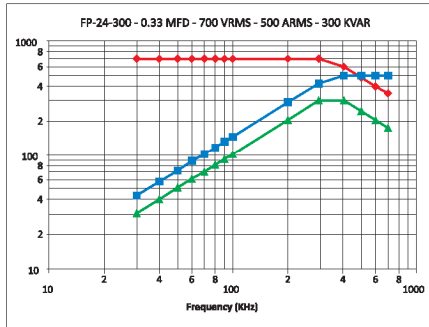
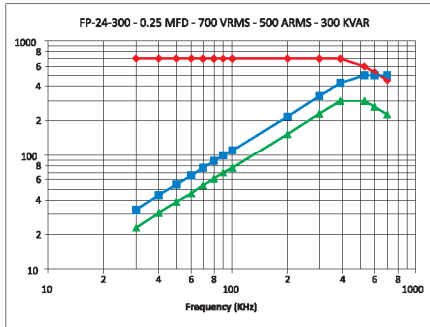
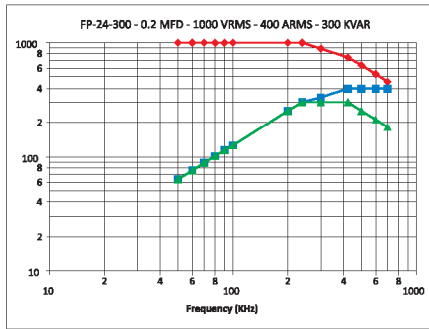
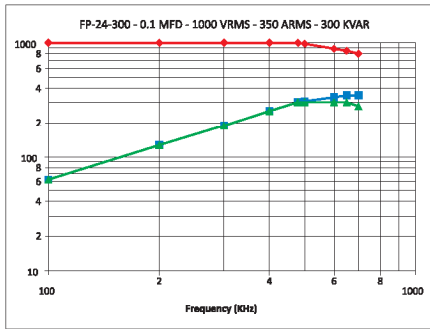
Capacitor Drawing and Terminal Style



FP-24-300

Frequency Derating

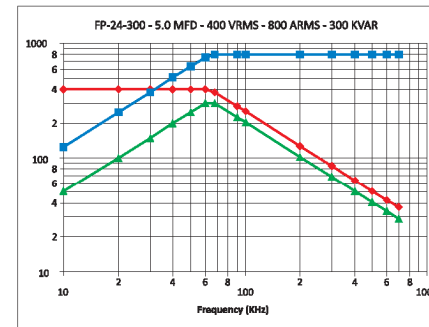
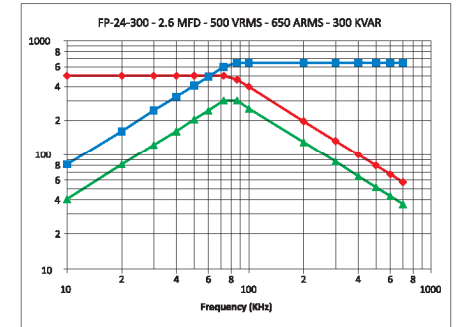
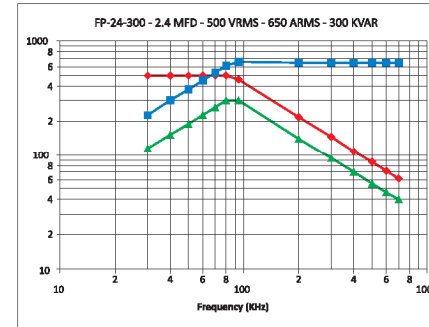
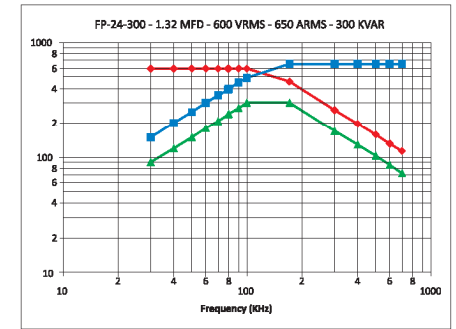
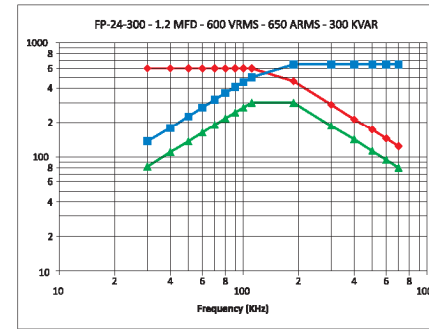
— Voltage — Current — Power



FP-24-300

Frequency Derating


— Voltage — Current — Power



FP-9-300

Highlights

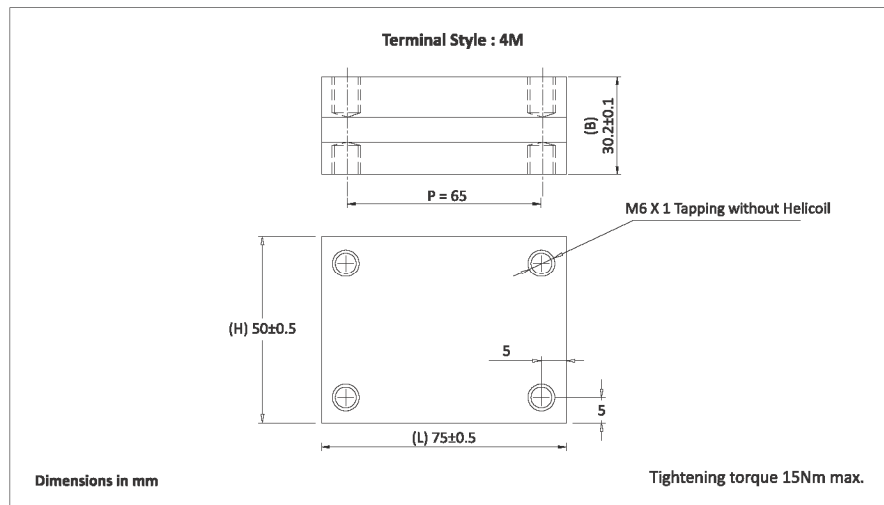
- Conduction cooled
- Polypropylene dielectric
- Self-healing
- Operating frequency up to 700 KHz
- Maximum operating core temperature 85°C
- Capacitance tolerance $\pm 10\%$
- Flame retardant UL94 - V0, ROHS compliant



Standard Capacitor Values

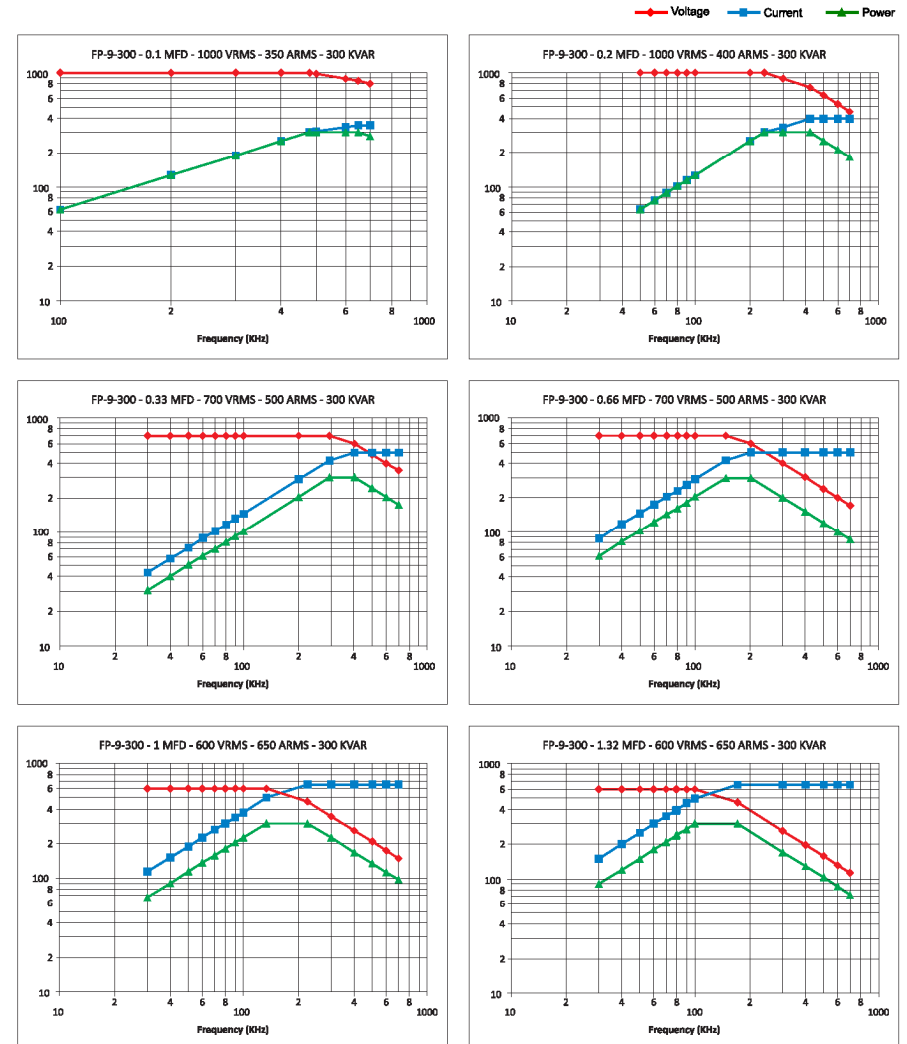
Rated Voltage Vrms	Nominal Capacitance MFD at 1KHz	Max Current Irms	Max Power Kvar	Frequency KHz	ESR mΩ	Dimensions mm			Case Code	Terminal Style	Ordering Code
						B	H	L			
1000	0.10	350	300	476-649	1.2	30.2	50	75	F1	4M	SP00U101000A10F1004MK01
	0.20	400	300	238-423	1.2	30.2	50	75	F1	4M	SP00U201000A10F1004MK01
700	0.33	500	300	295-401	1.0	30.2	50	75	F1	4M	SP00U330700A10F1004MK01
	0.66	500	300	147-200	0.8	30.2	50	75	F1	4M	SP00U660700A10F1004MK01
600	1.00	650	300	132-223	0.5	30.2	50	75	F1	4M	SP000010600A10F1004MK01
	1.32	650	300	100-170	0.3	30.2	50	75	F1	4M	SP01U320600A10F1004MK01
500	2.60	650	300	72-85	0.2	30.2	50	75	F1	4M	SP02U600500A10F1004MK01
400	5.00	800	300	59-67	0.1	30.2	50	75	F1	4M	SP000050400A10F1004MK01

Capacitor Drawing and Terminal Style



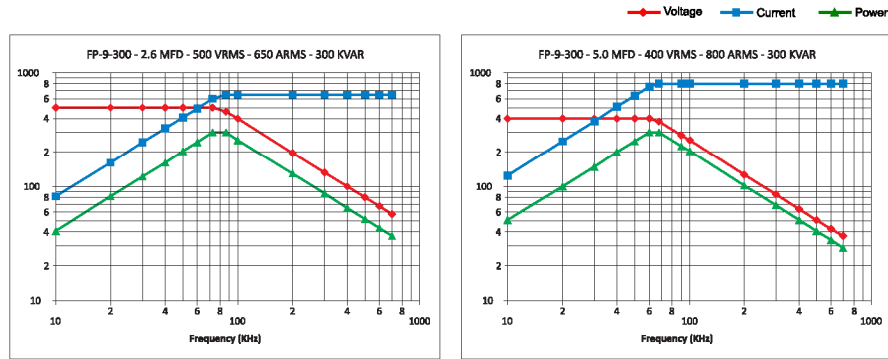
FP-9-300

Frequency Derating



FP-9-300

Frequency Derating



FP-34-300

Highlights

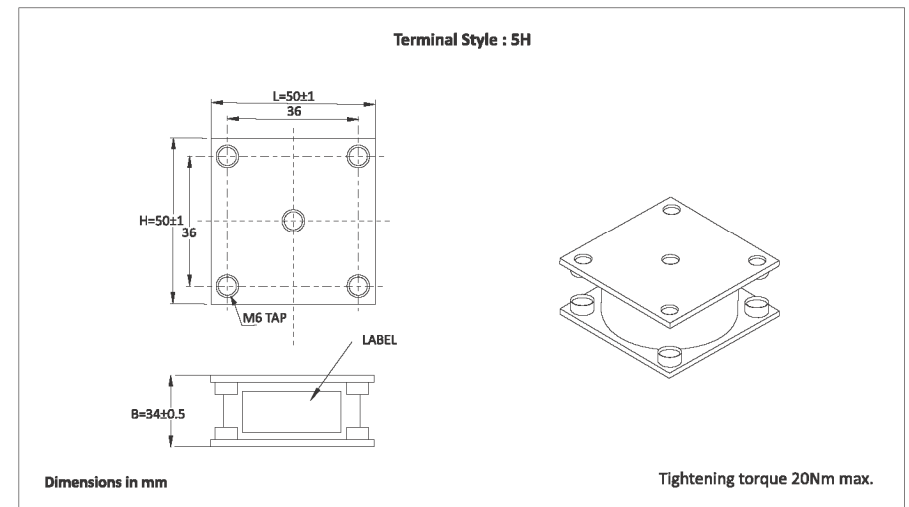
- Conduction cooled
- Polypropylene dielectric
- Self-healing
- Operating frequency up to 700 KHz
- Maximum operating core temperature 85°C
- Capacitance tolerance $\pm 10\%$
- Flame retardant UL94 - V0, ROHS compliant



Standard Capacitor Values

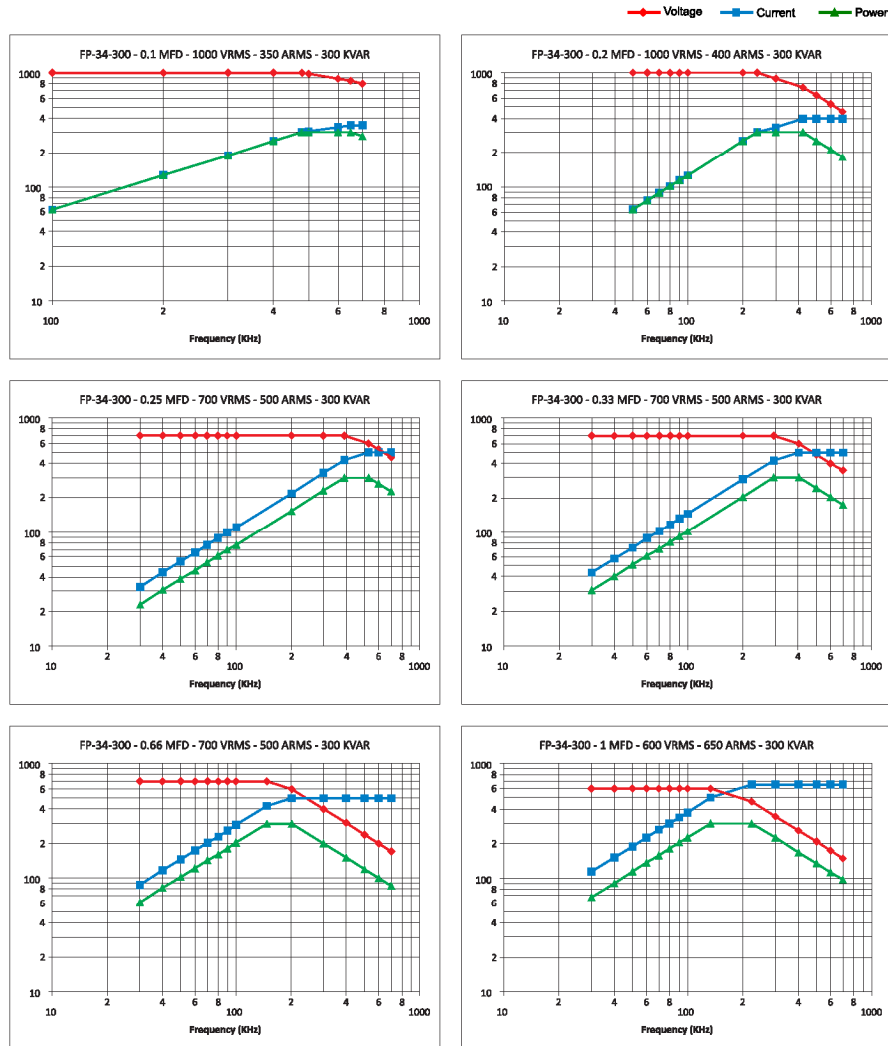
Rated Voltage Vrms	Nominal Capacitance MFD at 1KHz	Max Current Irms	Max Power Kvar	Frequency KHz	ESR mΩ	Dimensions mm			Case Code	Terminal Style	Ordering Code
						B	H	L			
1000	0.10	350	300	476-649	1.2	34	50	50	Q1	5H	SP00U101000A20Q1005HK01
	0.20	400	300	238-423	1.2	34	50	50	Q1	5H	SP00U201000A20Q1005HK01
700	0.25	500	300	390-530	1.2	34	50	50	Q1	5H	SP00U250700A20Q1005HK01
	0.33	500	300	295-401	1.0	34	50	50	Q1	5H	SP00U330700A20Q1005HK01
600	0.66	500	300	147-200	0.8	34	50	50	Q1	5H	SP00U660700A20Q1005HK01
	1.00	650	300	132-223	0.5	34	50	50	Q1	5H	SP000010600A20Q1005HK01
500	1.20	650	300	111-187	0.5	34	50	50	Q1	5H	SP01U200600A20Q1005HK01
	1.32	650	300	100-170	0.3	34	50	50	Q1	5H	SP01U320600A20Q1005HK01
500	2.40	650	300	80-97	0.2	34	50	50	Q1	5H	SP02U400500A20Q1005HK01

Capacitor Drawing and Terminal Style



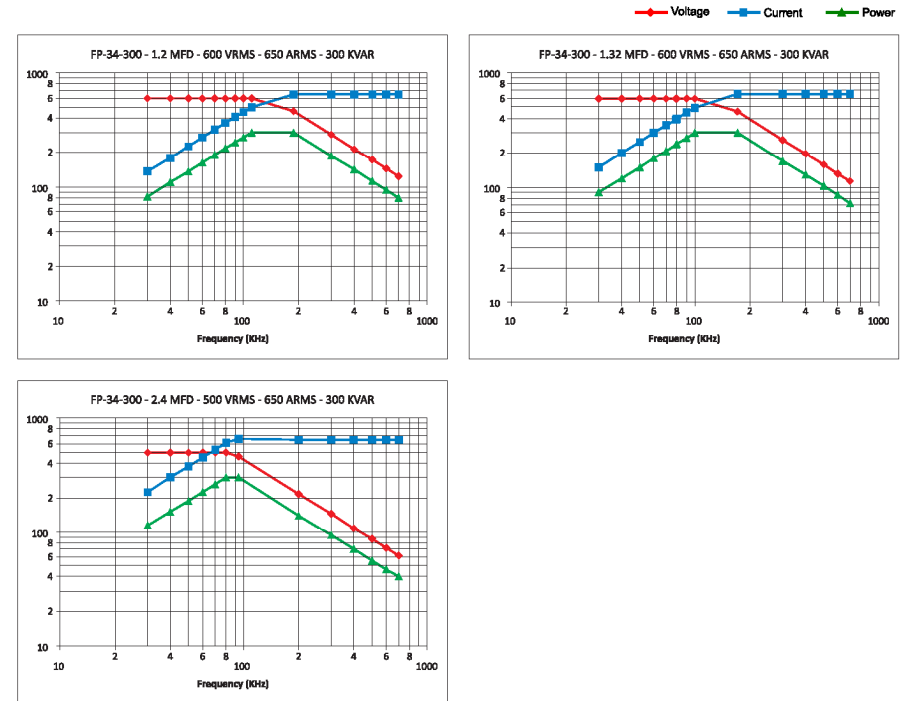
FP-34-300

Frequency Derating



FP-34-300

Frequency Derating



FP-7-300

Highlights

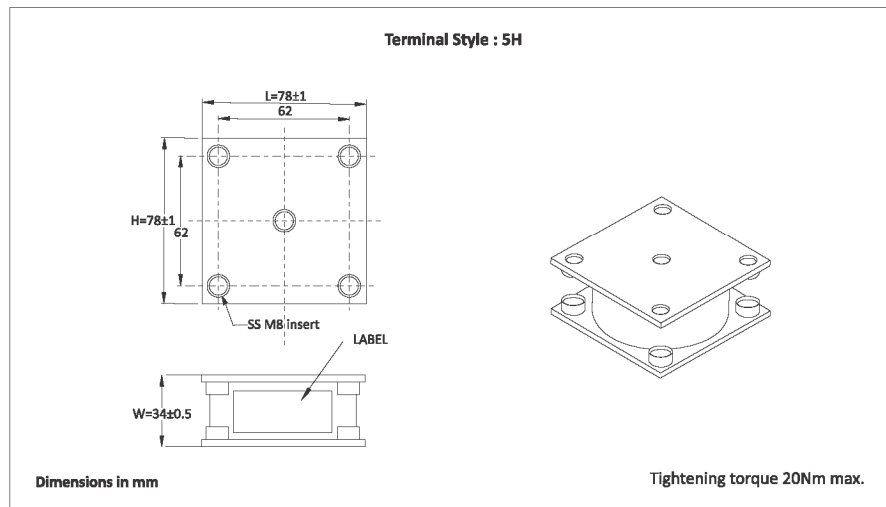
- Conduction cooled
- Polypropylene dielectric
- Self-healing
- Operating frequency up to 700 KHz
- Maximum operating core temperature 85°C
- Capacitance tolerance $\pm 10\%$
- Flame retardant UL94 - V0, ROHS compliant



Standard Capacitor Values

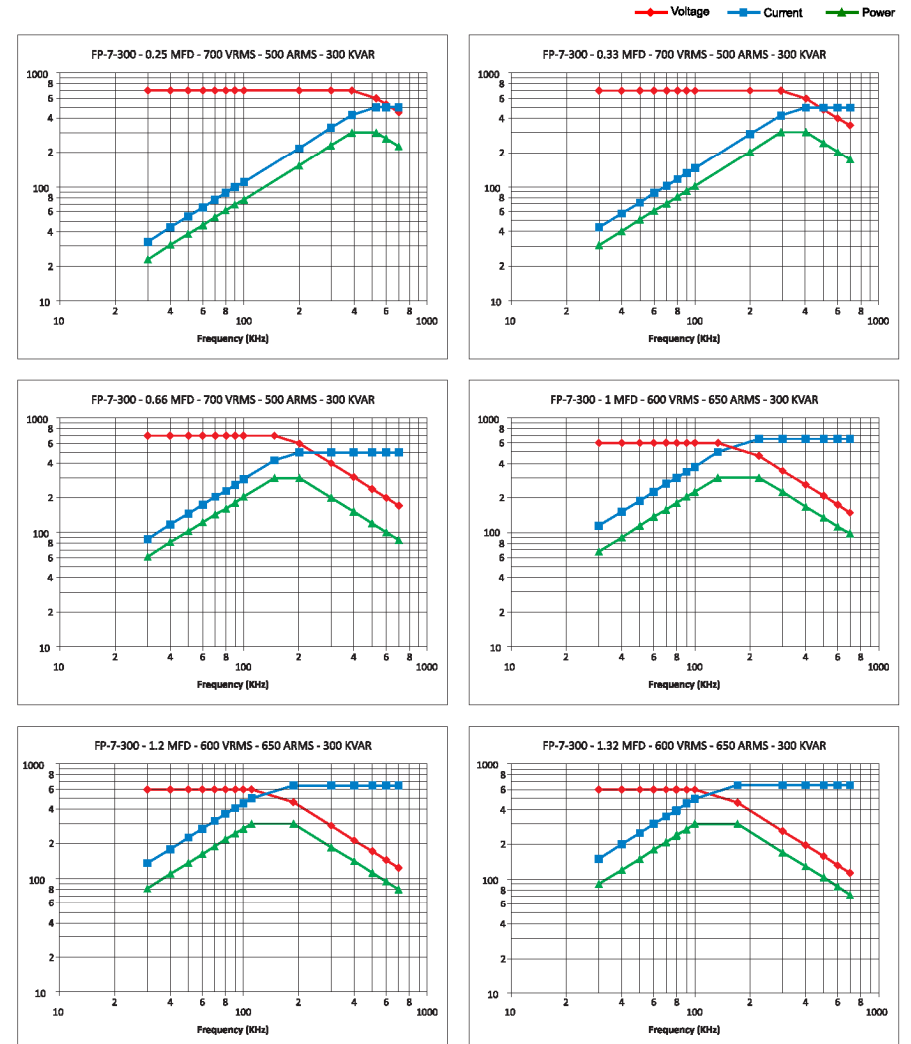
Rated Voltage Vrms	Nominal Capacitance MFD at 1KHz	Max Current Irms	Max Power Kvar	Frequency KHz	ESR mΩ	Dimensions mm			Case Code	Terminal Style	Ordering Code
						B	H	L			
700	0.25	500	300	390-530	1.2	34	78	78	A1	5H	SP00U250700A30A1005HK01
	0.33	500	300	295-401	1.0	34	78	78	A1	5H	SP00U330700A30A1005HK01
	0.66	500	300	147-200	0.8	34	78	78	A1	5H	SP00U660700A30A1005HK01
600	1.00	650	300	132-223	0.5	34	78	78	A1	5H	SP000010600A30A1005HK01
	1.20	650	300	111-187	0.5	34	78	78	A1	5H	SP01U200600A30A1005HK01
	1.32	650	300	100-170	0.3	34	78	78	A1	5H	SP01U320600A30A1005HK01
500	2.40	650	300	80-97	0.2	34	78	78	A1	5H	SP02U400500A30A1005HK01
	2.60	650	300	72-85	0.2	34	78	78	A1	5H	SP02U600500A30A1005HK01
400	5.00	800	300	59-67	0.1	34	78	78	A1	5H	SP000050400A30A1005HK01

Capacitor Drawing and Terminal Style



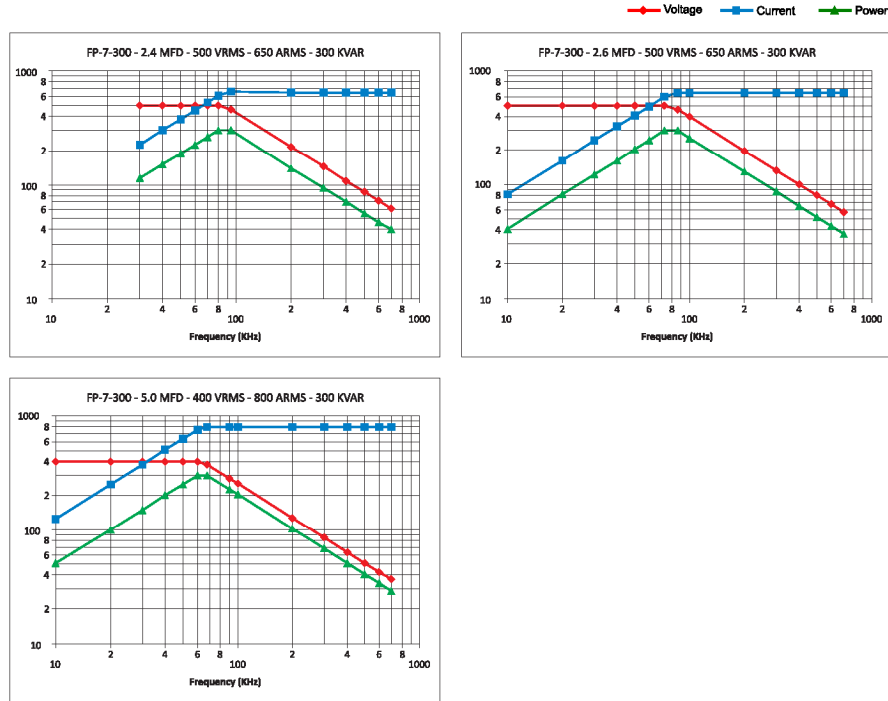
FP-7-300

Frequency Derating



FP-7-300

Frequency Derating



FP-2-400

Highlights

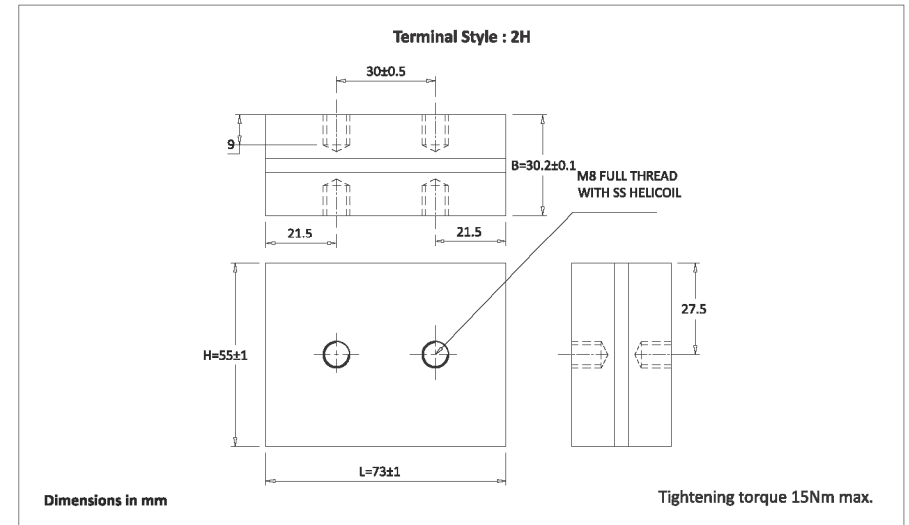
- Conduction cooled
- Polypropylene dielectric
- Self-healing
- Operating frequency up to 700 KHz
- Maximum operating core temperature 85°C
- Capacitance tolerance $\pm 10\%$
- Flame retardant UL94 - V0, ROHS compliant



Standard Capacitor Values

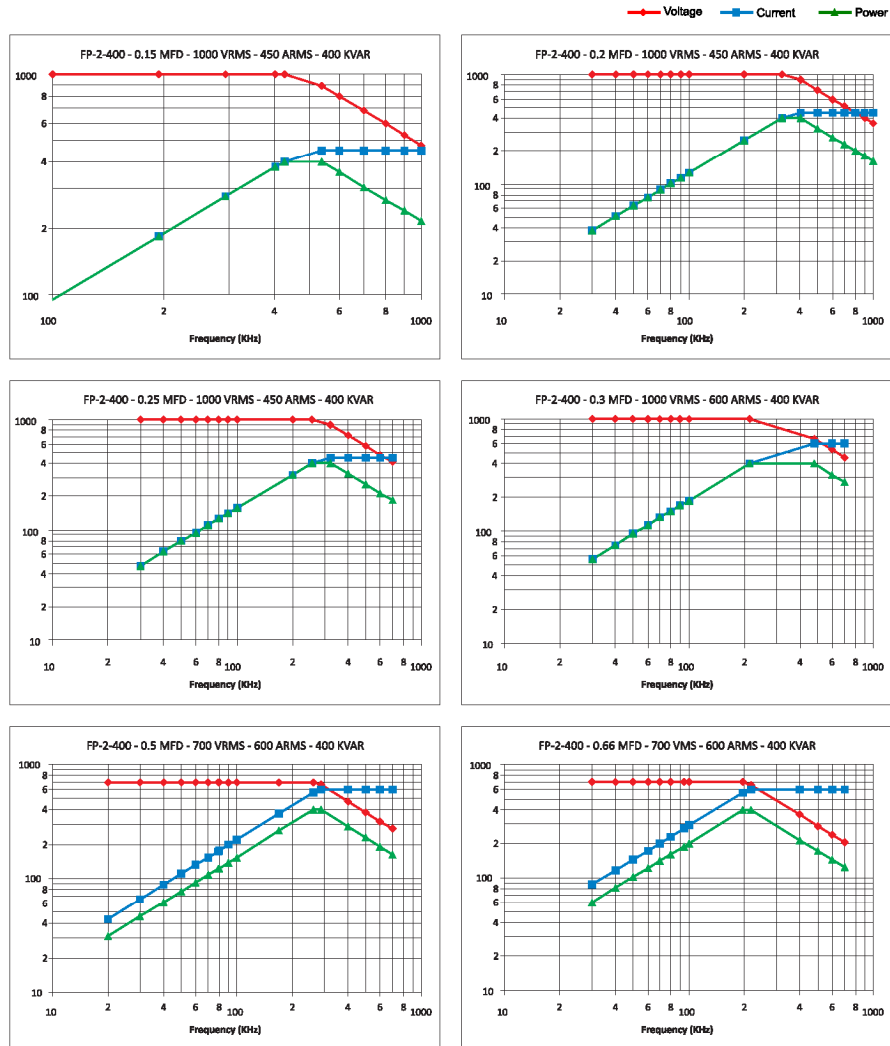
Rated Voltage Vrms	Nominal Capacitance MFD at 1KHz	Max Current Irms	Max Power Kvar	Frequency KHz	ESR mΩ	Dimensions mm			Case Code	Terminal Style	Ordering Code
						B	H	L			
1000	0.15	450	400	425-538	2.0	30.2	55	73	T1	2H	SP00U151000A40T1002HK01
	0.20	450	400	319-404	1.8	30.2	55	73	T1	2H	SP00U201000A40T1002HK01
	0.25	450	400	256-323	1.5	30.2	55	73	T1	2H	SP00U251000A40T1002HK01
	0.30	600	400	213-478	1.2	30.2	55	73	T1	2H	SP00U301000A40T1002HK01
700	0.50	600	400	259-285	1.0	30.2	55	73	T1	2H	SP00U500700A40T1002HK01
	0.66	600	400	197-220	0.8	30.2	55	73	T1	2H	SP00U660700A40T1002HK01
	1.00	750	400	129-223	0.6	30.2	55	73	T1	2H	SP000010700A40T1002HK01
500	1.30	750	350	170-196	0.5	30.2	55	73	T1	2H	SP01U300500A40T1002HK01
	1.50	750	350	148-170	0.4	30.2	55	73	T1	2H	SP01U500500A40T1002HK01
	2.00	800	350	110-145	0.2	30.2	55	73	T1	2H	SP000020500A40T1002HK01

Capacitor Drawing and Terminal Style



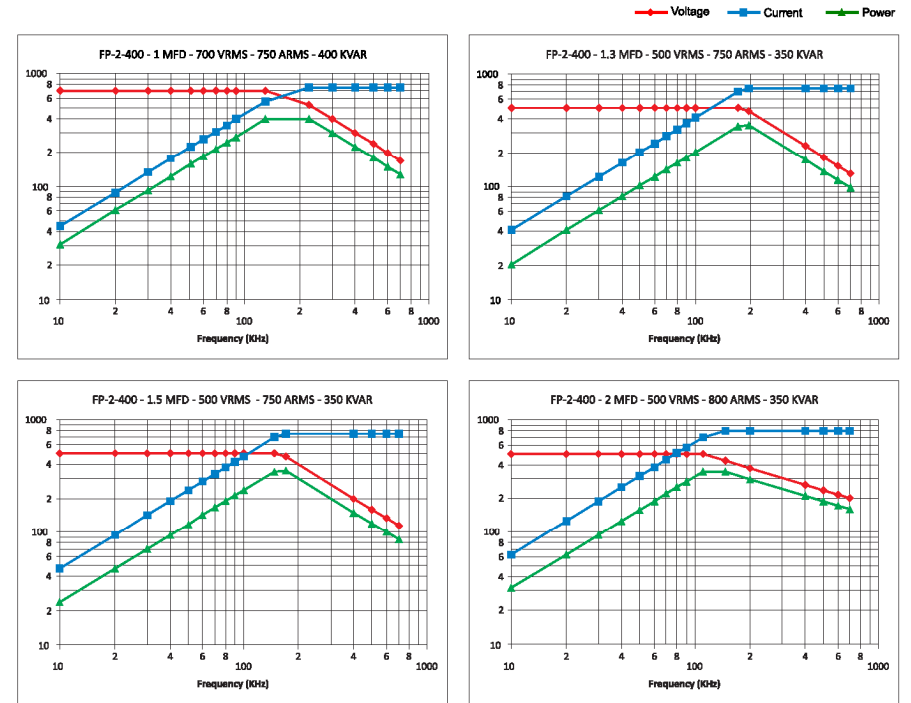
FP-2-400

Frequency Derating



FP-2-400


Frequency Derating



FP-3-400

Highlights

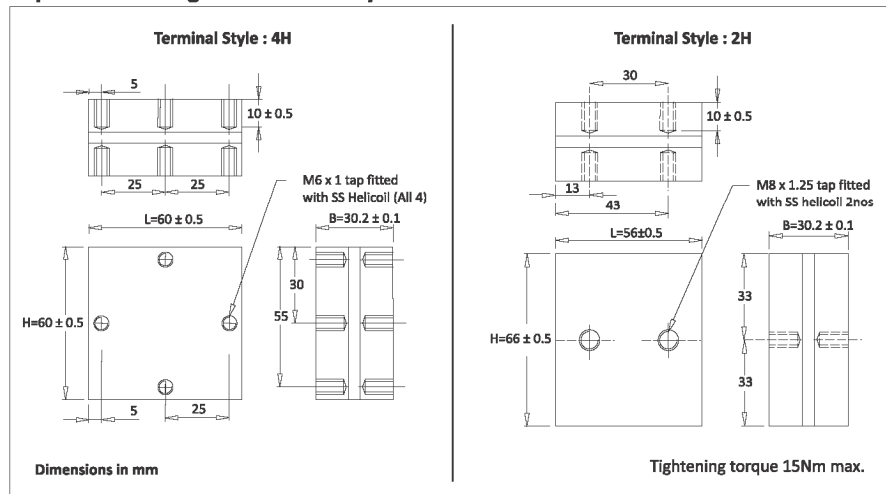
- Conduction cooled
- Polypropylene dielectric
- Self-healing
- Operating frequency up to 1000 KHz
- Maximum operating core temperature 85°C
- Capacitance tolerance $\pm 10\%$
- Flame retardant UL94 - V0, ROHS compliant



Standard Capacitor Values

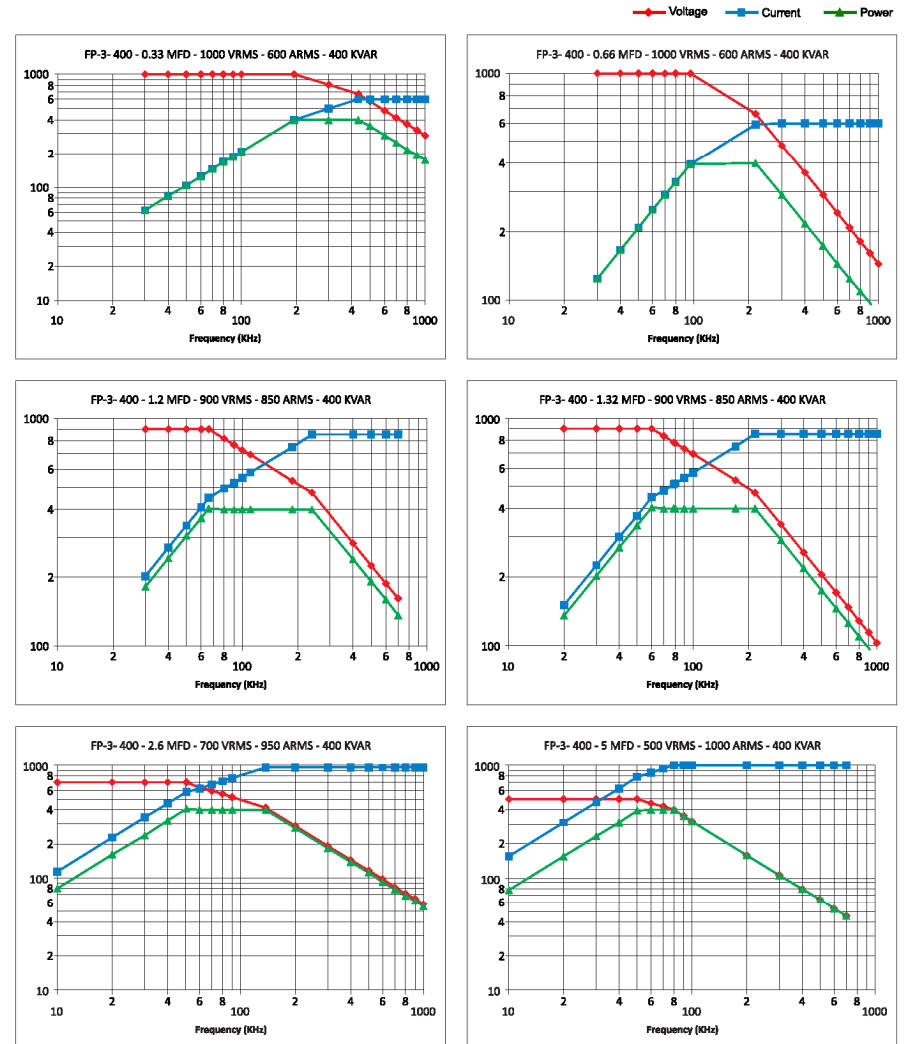
Rated Voltage Vrms	Nominal capacitance MFD at 1KHz	Max current lrms	Max power Kvar	Frequency KHz	ESR mΩ	Dimensions mm			Case Code	Terminal Style	Ordering Code
						B	H	L			
1000	0.33	600	400	194-433	1.0	30.2	60	60	U1	4H	SP00U331000A50U1004HK01
	0.33	600	400	194-433	1.0	30.2	66	56	U2	2H	SP00U331000A50U2002HK01
	0.66	600	400	95-216	0.8	30.2	60	60	U1	4H	SP00U661000A50U1004HK01
	0.66	600	400	95-216	0.8	30.2	66	56	U2	2H	SP00U661000A50U2002HK01
900	1.20	850	400	68-215	0.3	30.2	60	60	U1	4H	SP01U200900A50U1004HK01
	1.20	850	400	58-215	0.3	30.2	66	56	U2	2H	SP01U200900A50U2002HK01
	1.32	850	400	58-215	0.3	30.2	60	60	U1	4H	SP01U320900A50U1004HK01
	1.32	850	400	58-215	0.3	30.2	66	56	U2	2H	SP01U320900A50U2002HK01
700	2.60	950	400	51-138	0.2	30.2	60	60	U1	4H	SP02U600700A50U1004HK01
	2.60	950	400	51-138	0.2	30.2	66	56	U2	2H	SP02U600700A50U2002HK01
500	5.00	1000	400	50-80	0.1	30.2	60	60	U1	4H	SP000050500A50U1004HK01
	5.00	1000	400	50-80	0.1	30.2	66	56	U2	2H	SP000050500A50U2002HK01

Capacitor Drawing and Terminal Style



FP-3-400

Frequency Derating



FP-20-400-SP

Highlights

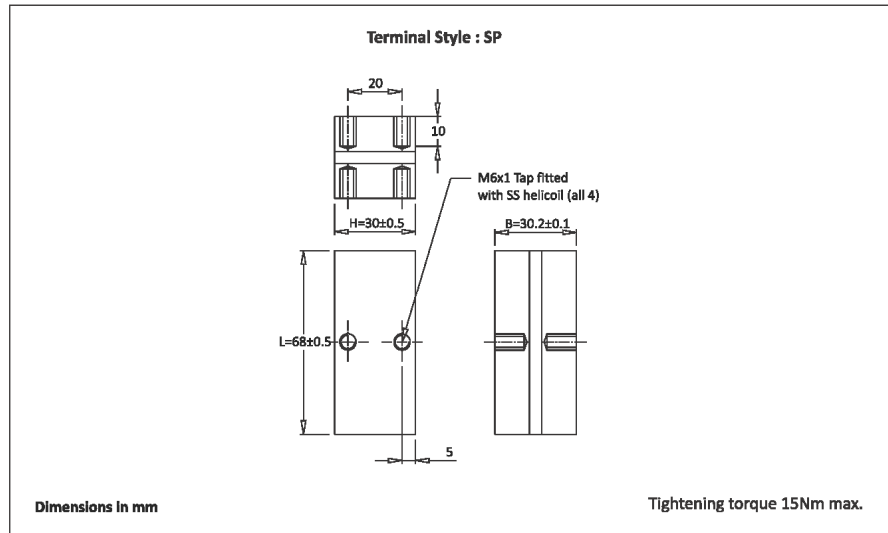
- Conduction cooled
- Polypropylene dielectric
- Self-healing
- Operating frequency up to 1000 KHz
- Maximum operating core temperature 85°C
- Capacitance tolerance $\pm 10\%$
- Flame retardant UL94 - V0, ROHS compliant



Standard Capacitor Values

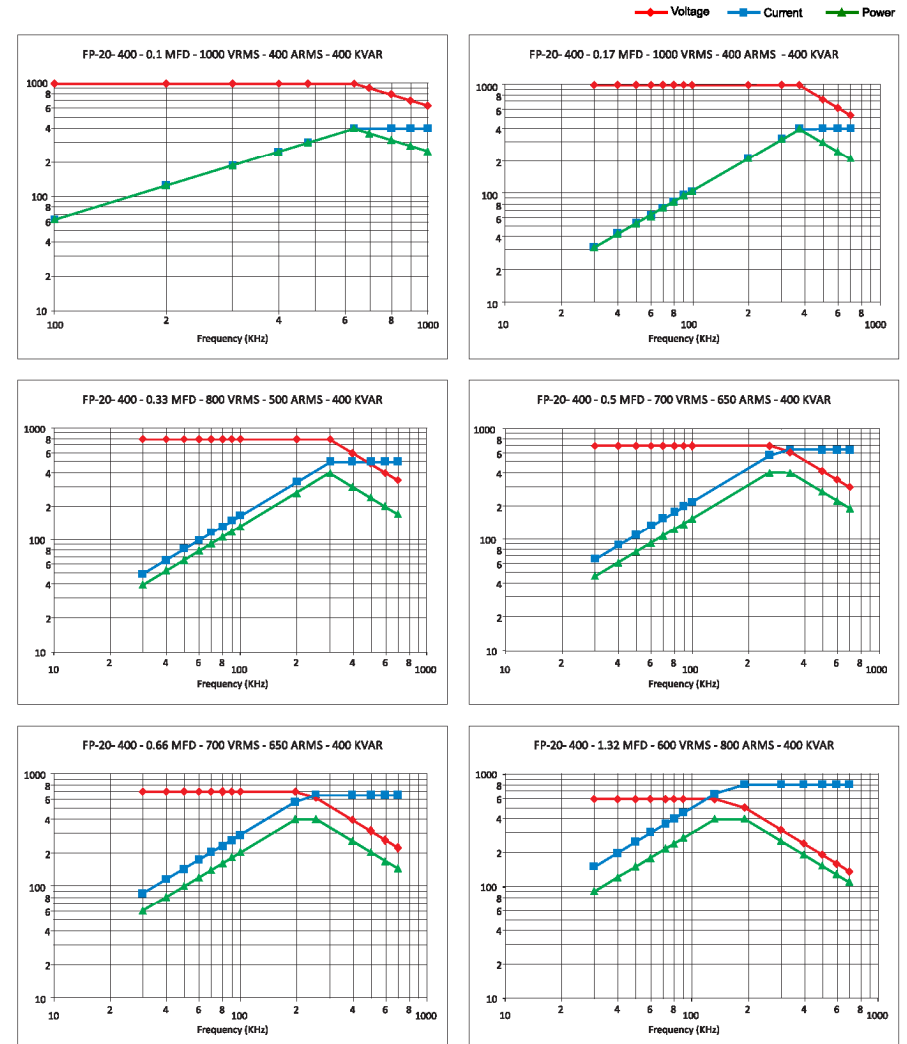
Rated Voltage Vrms	Nominal Capacitance MFD at 1KHz	Max Current Irms	Max Power Kvar	Frequency KHz	ESR mΩ	Dimensions mm			Case Code	Terminal Style	Ordering Code
						B	H	L			
1000	0.10	400	400	637	1.5	30.2	30	68	D1	SP	SP00U101000A60D100SPK01
	0.17	400	400	375	1.4	30.2	30	68	D1	SP	SP00U171000A60D100SPK01
800	0.33	500	400	302	1.2	30.2	30	68	D1	SP	SP00U330800A60D100SPK01
	0.50	650	400	260-336	1.1	30.2	30	68	D1	SP	SP00U500700A60D100SPK01
600	0.66	650	400	197-255	1.0	30.2	30	68	D1	SP	SP00U660700A60D100SPK01
	1.32	800	400	133-192	0.9	30.2	30	68	D1	SP	SP01U320600A60D100SPK01
500	2.40	800	400	106	0.8	30.2	30	68	D1	SP	SP02U400500A60D100SPK01

Capacitor Drawing and Terminal Style



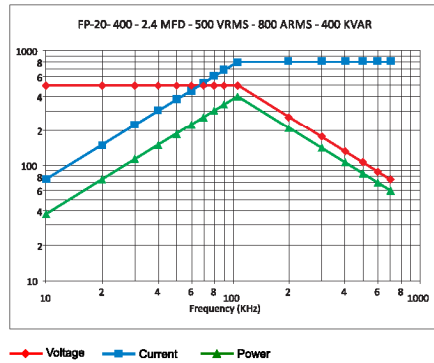
FP-20-400-SP

Frequency Derating



FP-20-400-SP

Frequency Derating



FP-1-400

Highlights

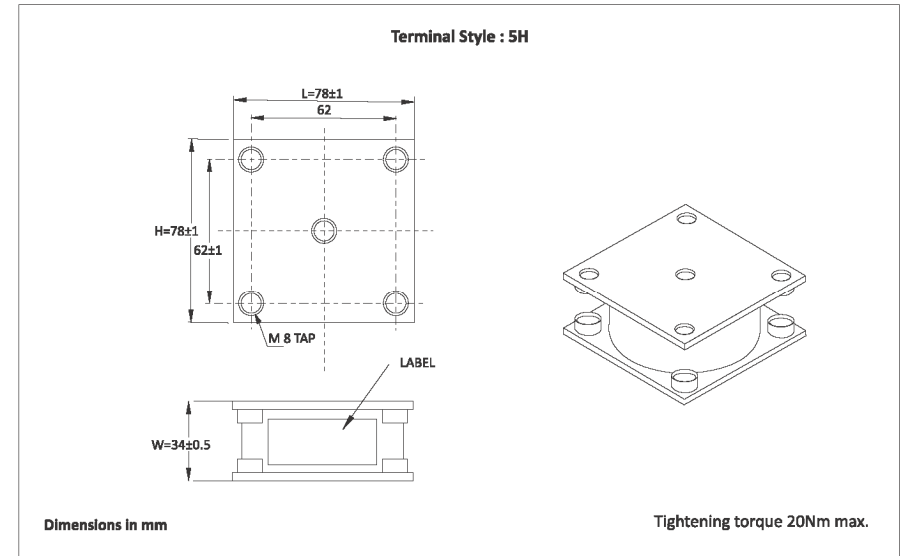
- Conduction cooled
- Polypropylene dielectric
- Self-healing
- Operating frequency up to 1000 KHz
- Maximum operating core temperature 85°C
- Capacitance tolerance $\pm 10\%$
- Flame retardant UL94 - V0, ROHS compliant



Standard Capacitor Values

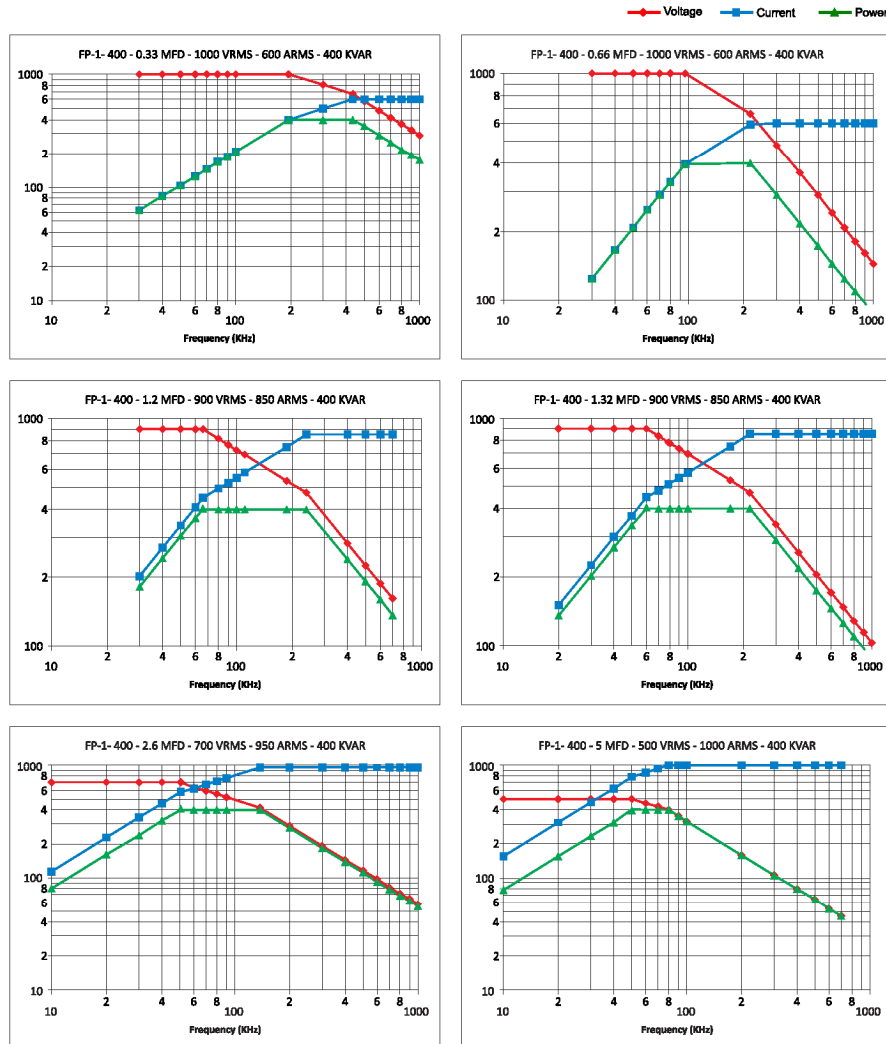
Rated Voltage Vrms	Nominal capacitance MFD at 1KHz	Max current Irms	Max power Kvar	Frequency KHz	ESR mΩ	Dimensions mm			Case Code	Terminal Style	Ordering Code
						B	H	L			
1000	0.33	600	400	194-433	1.0	34	78	78	A1	5H	SP00U331000A70A1005HK01
	0.66	600	400	95-216	0.8	34	78	78	A1	5H	SP00U661000A70A1005HK01
900	1.20	850	400	66-239	0.3	34	78	78	A1	5H	SP01U200900A70A1005HK01
	1.32	850	400	58-215	0.3	34	78	78	A1	5H	SP01U320900A70A1005HK01
700	2.60	950	400	51-138	0.2	34	78	78	A1	5H	SP02U600700A70A1005HK01
500	5.00	1000	400	50-80	0.1	34	78	78	A1	5H	SP000050500A70A1005HK01

Capacitor Drawing and Terminal Style



FP-1-400


Frequency Derating



FP-10-400

Highlights

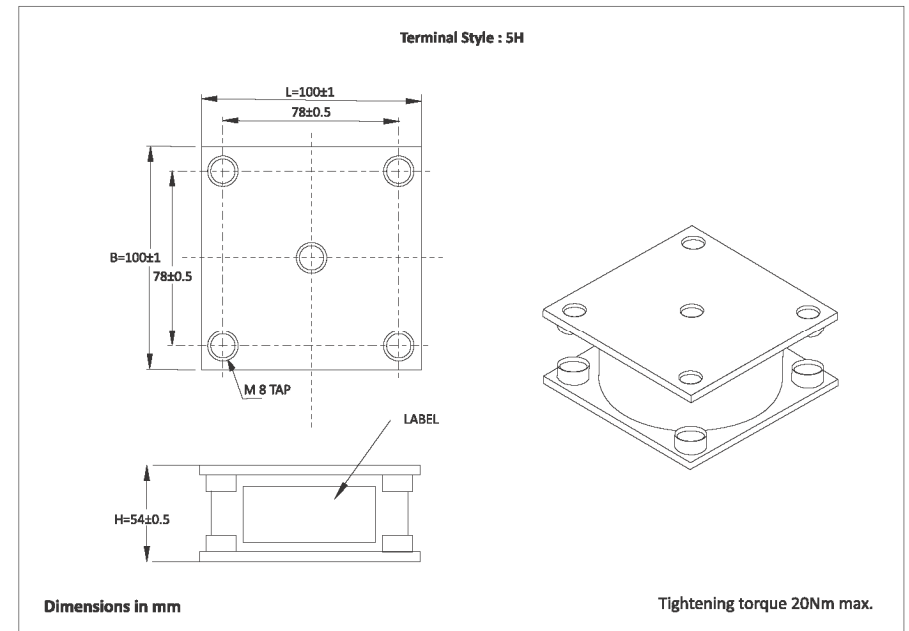
- Conduction cooled
- Polypropylene dielectric
- Self-healing
- Operating frequency 100KHz
- Maximum operating core temperature 85°C
- Capacitance tolerance ±10%
- Flame retardant UL94 - V0, ROHS compliant



Standard Capacitor Values

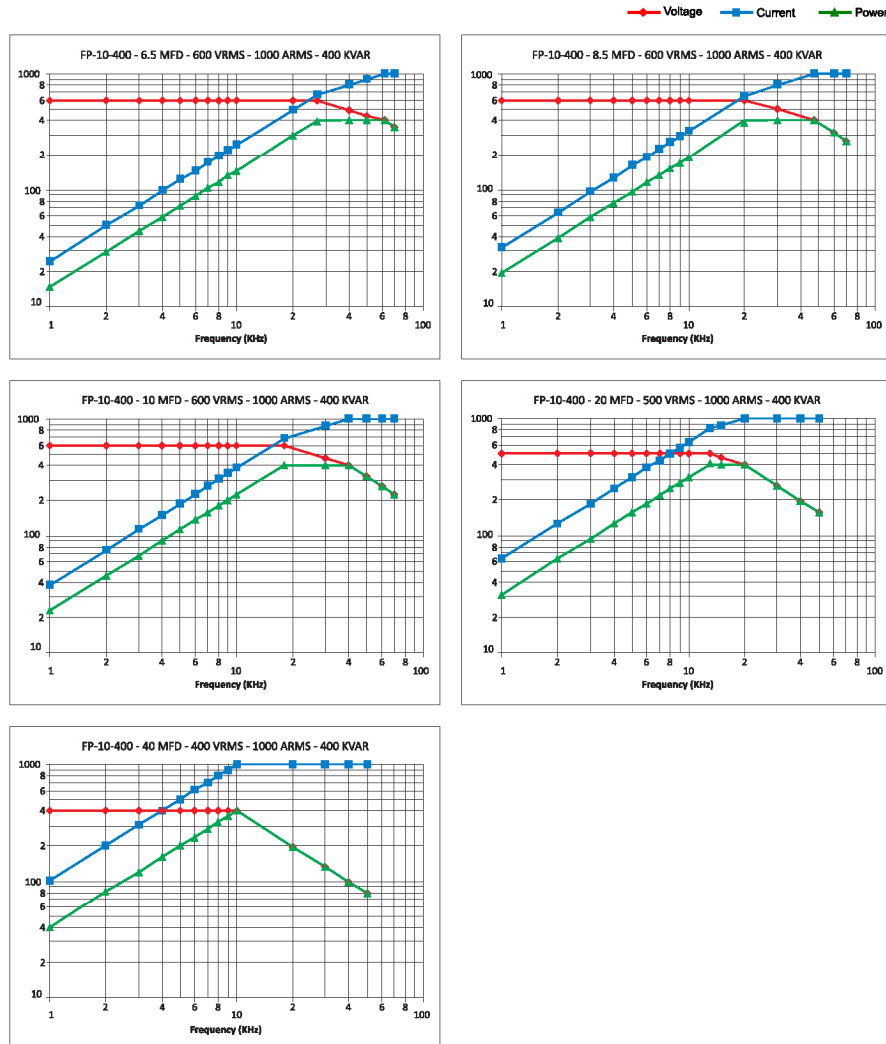
Rated Voltage Vrms	Nominal capacitance MFD at 1KHz	Max current Irms	Max power Kvar	Frequency KHz	ESR mΩ	Dimensions mm			Case Code	Terminal Style	Ordering Code
						B	H	L			
600	6.50	1000	400	27-62	1.2	100	54	100	G1	5H	SP06U500600A80G1005HK01
	8.50	1000	400	20-47	1.0	100	54	100	G1	5H	SP08U500600A80G1005HK01
	10.00	1000	400	18-40	0.8	100	54	100	G1	5H	SP000100600A80G1005HK01
500	20.00	1000	400	13-15	0.6	100	54	100	G1	5H	SP000200500A80G1005HK01
400	40.00	1000	400	10	0.4	100	54	100	G1	5H	SP000400400A80G1005HK01

Capacitor Drawing and Terminal Style



FP-10-400

Frequency Derating



FP-11-500

Highlights

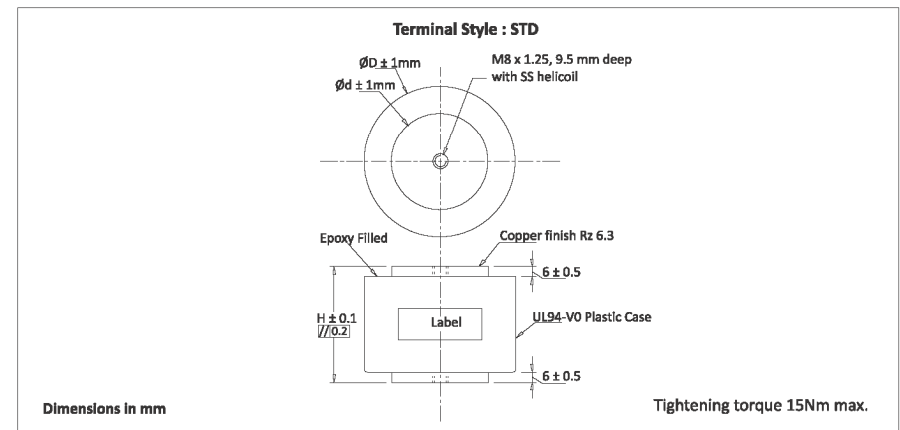
- Conduction cooled
- 100% leak proof
- Polypropylene dielectric
- Self-healing
- Operating frequency 100KHz
- Maximum operating core temperature 85°C
- Capacitance tolerance $\pm 10\%$
- Flame retardant UL94 - V0, ROHS compliant



Standard Capacitor Values

Rated Voltage Vrms	Nominal capacitance MFD at 1KHz	Max current Irms	Max power Kvars	Frequency KHz	ESR mΩ	Dimensions mm			Case Code	Terminal Style	Ordering Code
						∅D	H	∅d			
1100	1.2	600	500	55-96	1.5	80	71.5	60	W1	STD	SP01U201100A90W10STDK01
	1.4	600	500	46-83	1.2	80	71.5	60	W1	STD	SP01U401100A90W10STDK01
750	3.0	800	500	47-68	1.1	80	71.5	60	W1	STD	SP000030750A90W10STDK01
	3.3	800	500	43-62	1.0	80	71.5	60	W1	STD	SP03U300750A90W10STDK01
900	4.0	700	500	25-39	0.9	102	71.5	60	W4	STD	SP000040900A90W40STDK01
700	5.6	1000	500	29-57	0.9	80	71.5	60	W1	STD	SP05U600700A90W10STDK01
	6.3	1000	500	26-51	0.8	80	71.5	60	W1	STD	SP06U300700A90W10STDK01
	8.5	1000	500	19-38	0.7	88	71.5	60	W2	STD	SP08U500700A90W20STDK01
	10	1000	500	16-32	0.6	95	71.5	60	W3	STD	SP000100700A90W30STDK01
500	21	1000	500	15	0.4	80	71.5	60	W1	STD	SP000210500A90W10STDK01
550	27	1000	500	10-12	0.3	102	71.5	60	W4	STD	SP000270550A90W40STDK01
500	33	1000	500	10	0.3	102	71.5	60	W4	STD	SP000330500A90W40STDK01
	37	1000	500	9	0.2	102	71.5	60	W4	STD	SP000370500A90W40STDK01

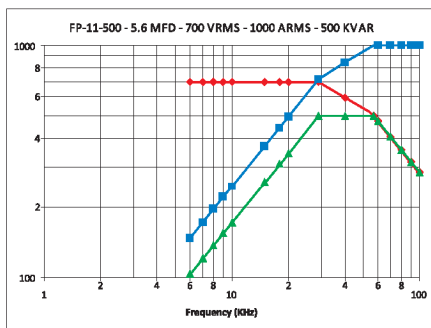
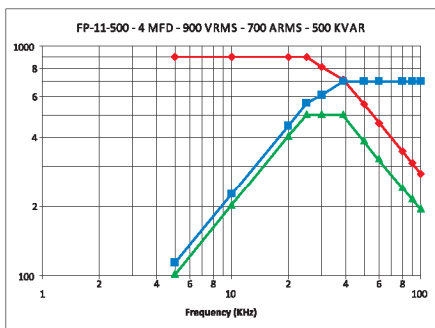
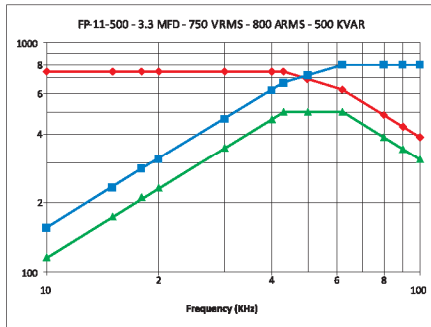
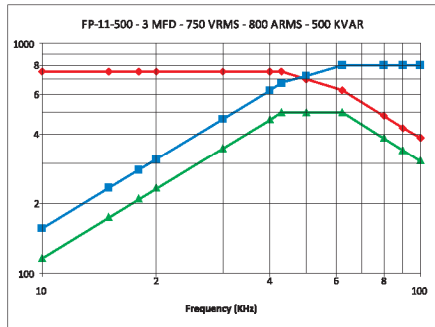
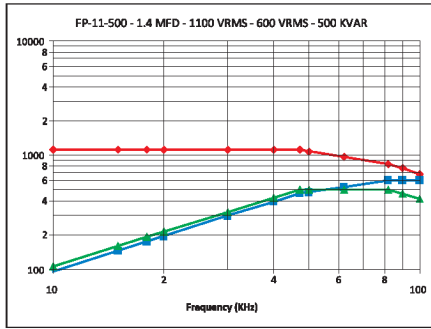
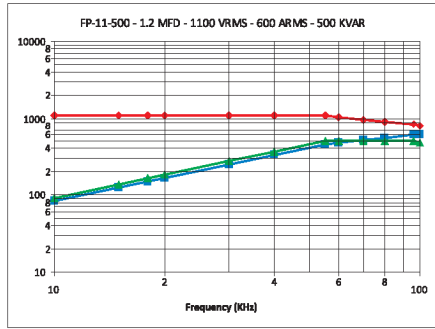
Capacitor Drawing and Terminal Style



FP-11-500

Frequency Derating

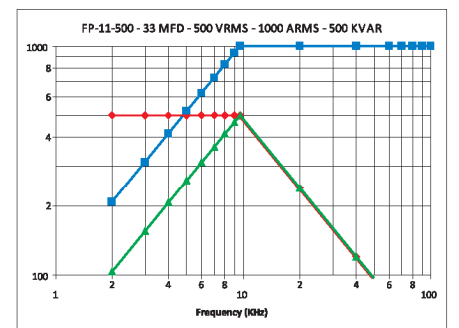
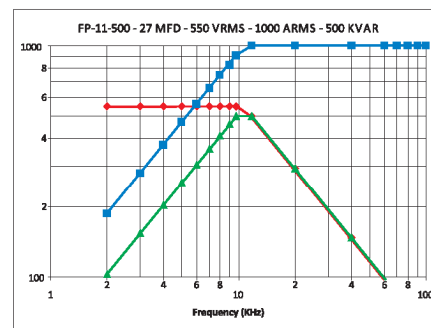
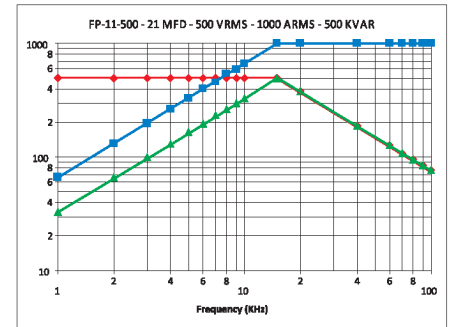
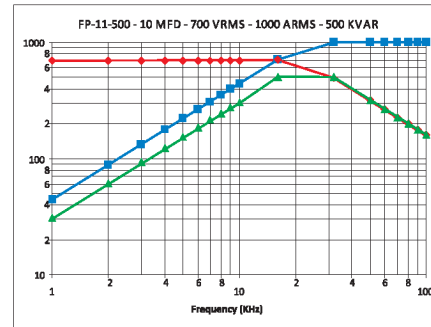
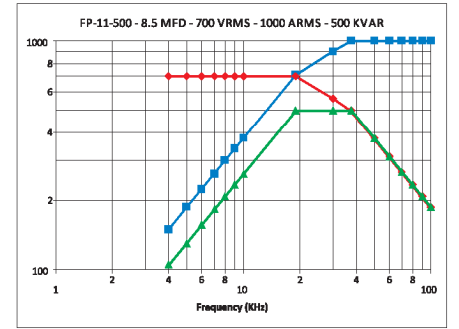
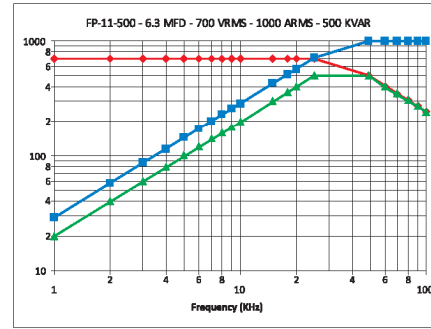
— Voltage — Current — Power



FP-11-500

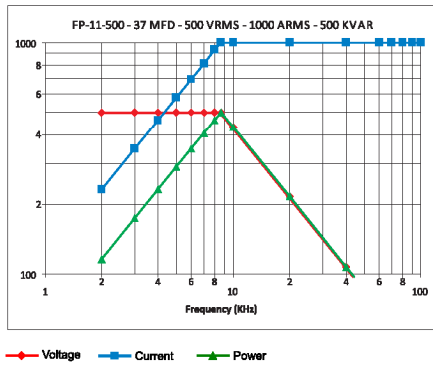
Frequency Derating

— Voltage — Current — Power



FP-11-500

Frequency Derating



FP-36-500

Highlights

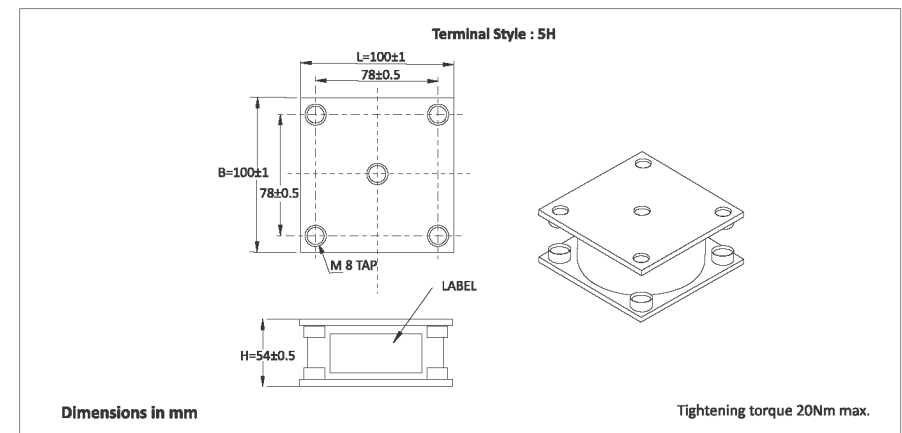
- Conduction cooled
- Polypropylene dielectric
- Self-healing
- Operating frequency 100KHz
- Maximum operating core temperature 85°C
- Capacitance tolerance $\pm 10\%$
- Flame retardant UL94 - V0, ROHS compliant



Standard Capacitor Values

Rated Voltage Vrms	Nominal capacitance MFD at 1KHz	Max current Irms	Max power Kvars	Frequency KHz	ESR mΩ	Dimensions mm			Case Code	Terminal Style	Ordering Code
						B	H	L			
1100	1.2	600	500	55-96	1.5	100	54	100	G1	5H	SP01U2011000BAG1005HK01
	1.4	600	500	46-83	1.2	100	54	100	G1	5H	SP01U401100BAOG1005HK01
750	3.0	800	500	47-68	1.1	100	54	100	G1	5H	SP000030750BAOG1005HK01
	3.3	800	500	43-62	1.0	100	54	100	G1	5H	SP03U300750BAOG1005HK01
900	4.0	700	500	25-39	0.9	100	54	100	G1	5H	SP000040900BAOG1005HK01
	5.6	1000	500	29-57	0.9	100	54	100	G1	5H	SP05U600700BAOG1005HK01
700	6.3	1000	500	26-51	0.8	100	54	100	G1	5H	SP06U300700BAOG1005HK01
	8.5	1000	500	19-38	0.7	100	54	100	G1	5H	SP08U500700BAOG1005HK01
500	10	1000	500	16-32	0.6	100	54	100	G1	5H	SP000100700BAOG1005HK01
	21	1000	500	15	0.4	100	54	100	G1	5H	SP000210500BAOG1005HK01
550	27	1000	500	10-12	0.3	100	54	100	G1	5H	SP000270550BAOG1005HK01
500	33	1000	500	10	0.3	100	54	100	G1	5H	SP000330500BAOG1005HK01
	37	1000	500	9	0.2	100	54	100	G1	5H	SP000370500BAOG1005HK01

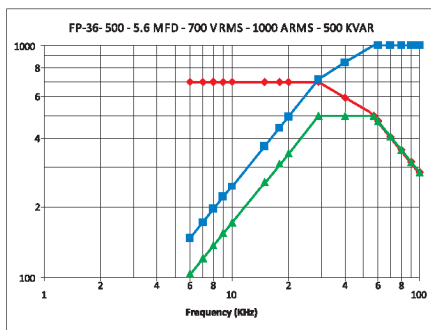
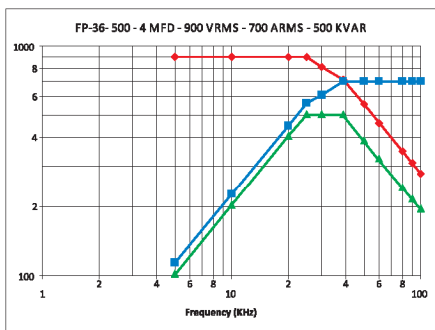
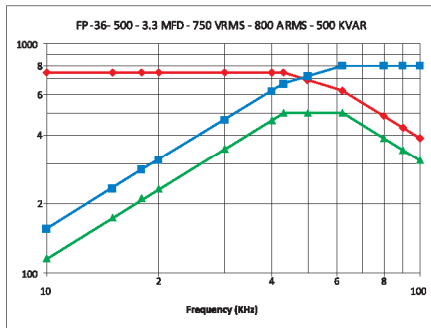
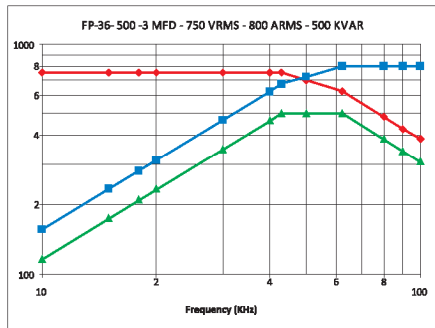
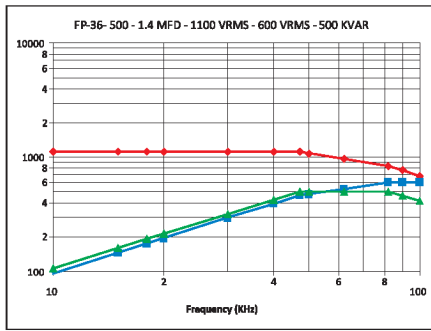
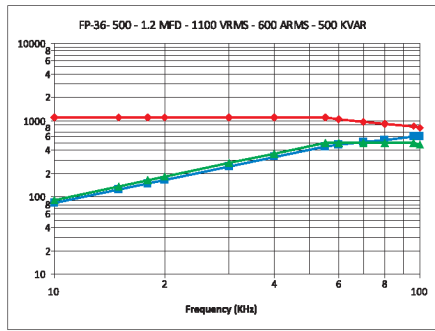
Capacitor Drawing and Terminal Style



FP-36-500

Frequency Derating

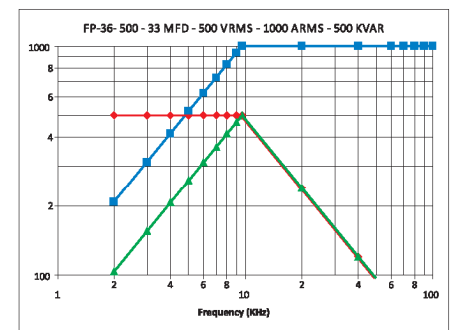
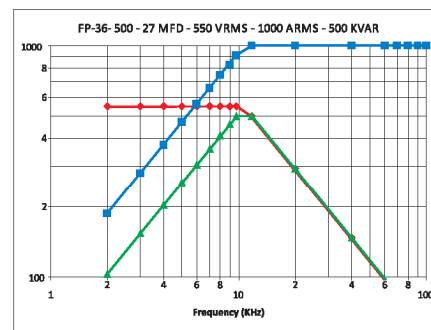
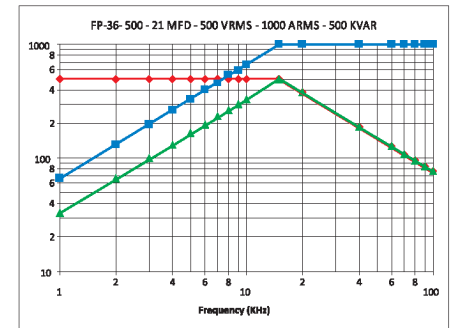
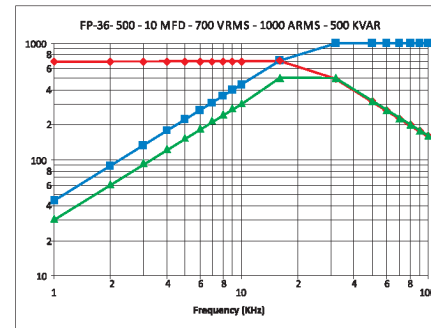
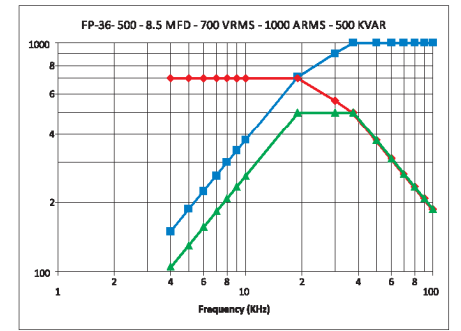
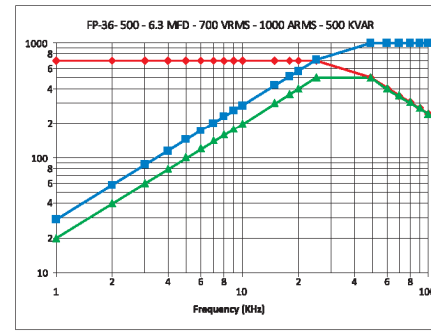
— Voltage — Current — Power



FP-36-500

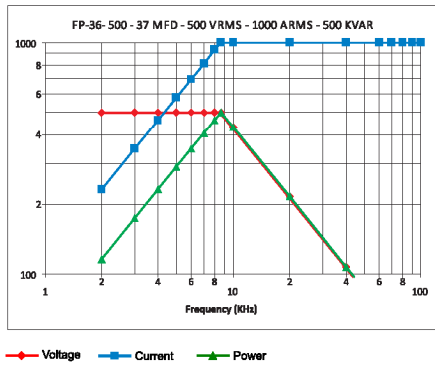
Frequency Derating

— Voltage — Current — Power



FP-36-500

Frequency Derating



FP-12-500H

Highlights

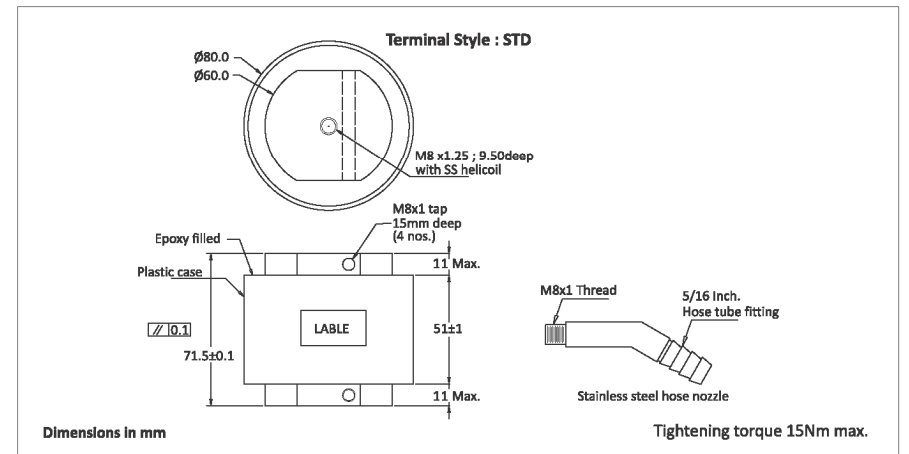
- Water cooled
- Polypropylene dielectric
- Self-healing
- Operating frequency 100KHz
- Maximum operating core temperature 85°C
- Capacitance tolerance ±10%
- Flame retardant UL94 - V0, ROHS compliant



Standard Capacitor Values

Rated Voltage Vrms	Nominal capacitance MFD at 1KHz	Max current Irms	Max power Kvars	Frequency KHz	ESR mΩ	Dimensions mm			Case Code	Terminal Style	Ordering Code
						∅D	H	∅d			
1100	1.2	600	500	55-96	1.5	80	71.5	60	W1	STD	SP01U201100BK0W10STDK01
	1.4	600	500	46-83	1.2	80	71.5	60	W1	STD	SP01U401100BK0W10STDK01
750	3.0	800	500	47-68	1.1	80	71.5	60	W1	STD	SP000030750BK0W10STDK01
	3.3	800	500	43-62	1.0	80	71.5	60	W1	STD	SP003U30750BK0W10STDK01
900	4.0	700	500	25-39	0.9	102	71.5	60	W4	STD	SP000040900BK0W40STDK01
	5.6	1000	500	29-57	0.9	80	71.5	60	W1	STD	SP005U60700BK0W10STDK01
700	6.3	1000	500	26-51	0.8	80	71.5	60	W1	STD	SP006U30700BK0W10STDK01
	8.5	1000	500	19-38	0.7	88	71.5	60	W2	STD	SP008U50700BK0W20STDK01
	10	1000	500	16-32	0.6	95	71.5	60	W3	STD	SP000100700BK0W30STDK01
	21	1000	500	15	0.4	80	71.5	60	W1	STD	SP000210500BK0W10STDK01
500	27	1000	500	10-12	0.3	102	71.5	60	W4	STD	SP000270550BK0W40STDK01
500	33	1000	500	10	0.3	102	71.5	60	W4	STD	SP000330500BK0W40STDK01
	37	1000	500	9	0.2	102	71.5	60	W4	STD	SP000370500BK0W40STDK01

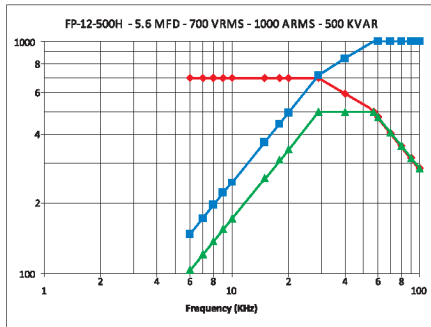
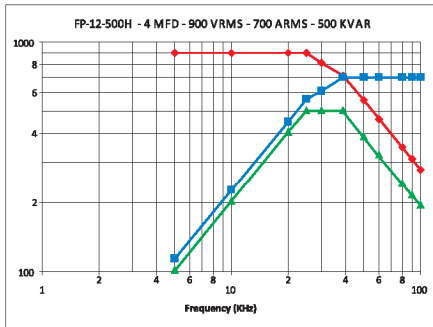
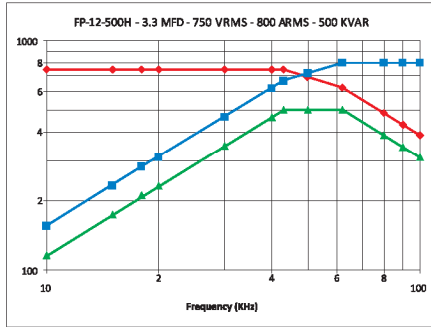
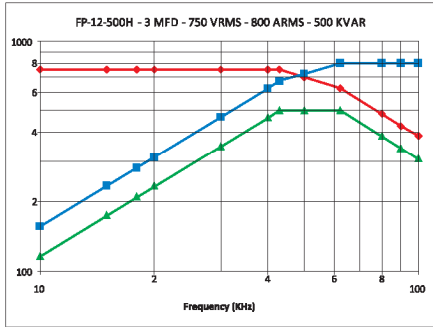
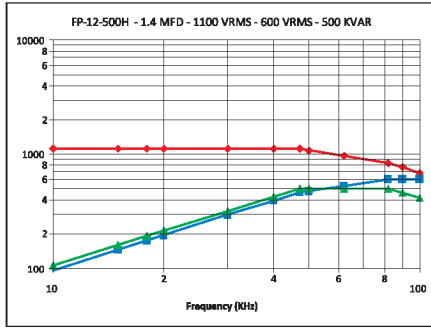
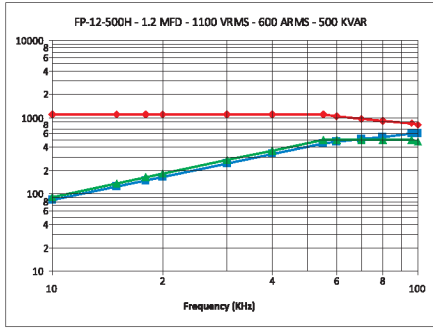
Capacitor Drawing and Terminal Style



FP-12-500H

Frequency Derating

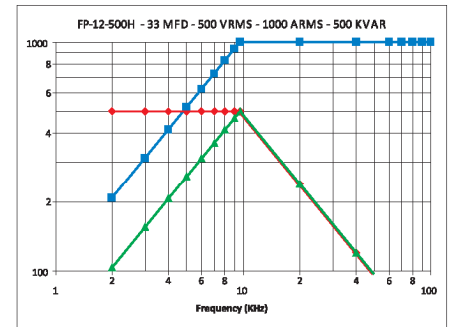
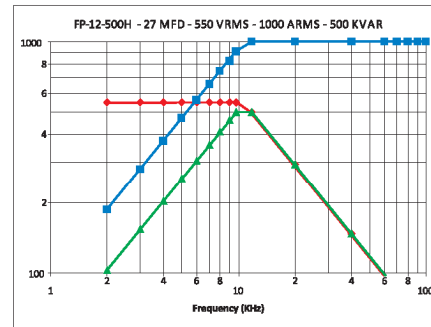
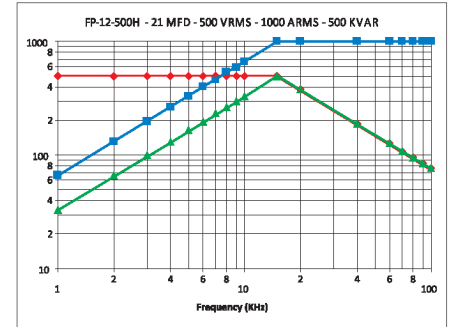
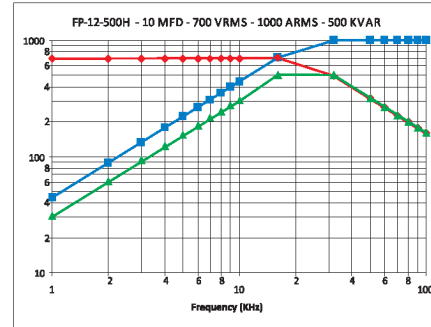
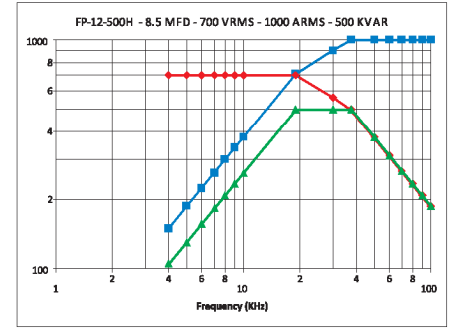
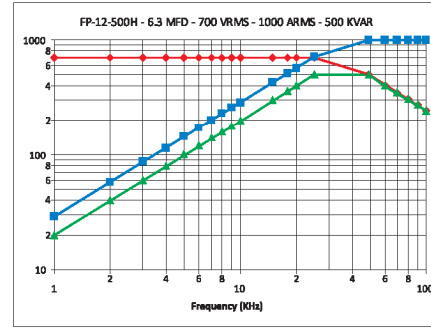
— Voltage — Current — Power



FP-12-500H

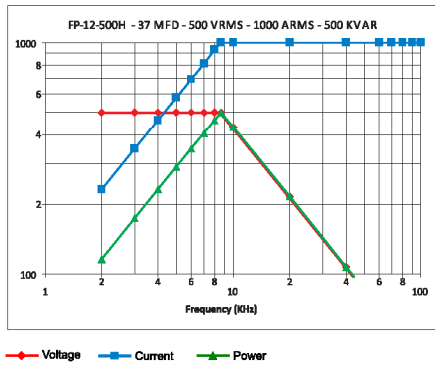
Frequency Derating

— Voltage — Current — Power



FP-12-500H

Frequency Derating



FP-11R-500

Highlights

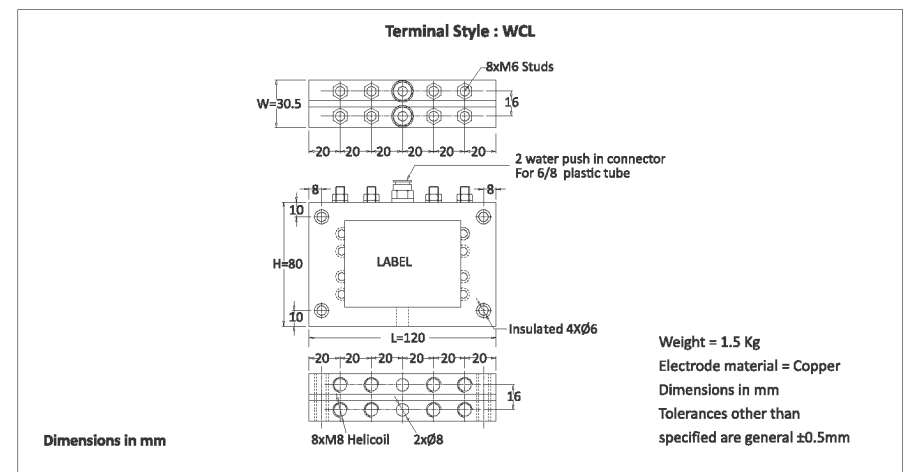
- Water cooled
- Polypropylene dielectric
- Self-healing
- Low Stray inductance
- Operating frequency up to 900 KHz
- Maximum operating core temperature 85°C
- Flame retardant UL94 - V0, ROHS compliant



Standard Capacitor Values

Rated Voltage Vrms	Nominal Capacitance MFD at 1KHz	Max Current Irms	Max Power Kvar	Frequency KHz	Dimensions mm			Case Code	Terminal Style	Ordering Code
					B	H	L			
700	0.20	750	500	812-896	30.5	80	120	M1	WCL	SP00U200700BG0M10WCLK01
	0.40	800	500	405-505	30.5	80	120	M1	WCL	SP00U400700BG0M10WCLK01
	0.68	1000	500	239-467	30.5	80	120	M1	WCL	SP00U680700BG0M10WCLK01
	1.40	1000	500	116-226	30.5	80	120	M1	WCL	SP01U400700BG0M10WCLK01
600	2.00	1000	500	111-160	30.5	80	120	M1	WCL	SP000020600BG0M10WCLK01
	2.60	1000	500	85-123	30.5	80	120	M1	WCL	SP02U600600BG0M10WCLK01
500	4.00	1000	500	80-80	30.5	80	120	M1	WCL	SP000040500BG0M10WCLK01
	5.40	1000	500	59-59	30.5	80	120	M1	WCL	SP05U400500BG0M10WCLK01
400	10.0	1000	400	40-40	30.5	80	120	M1	WCL	SP000100400BG0M10WCLK01

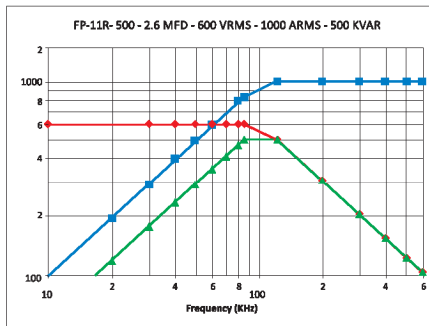
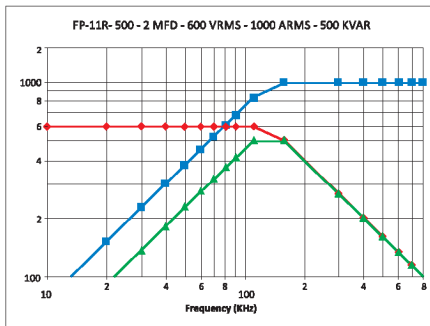
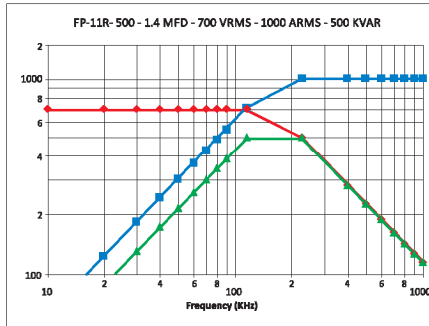
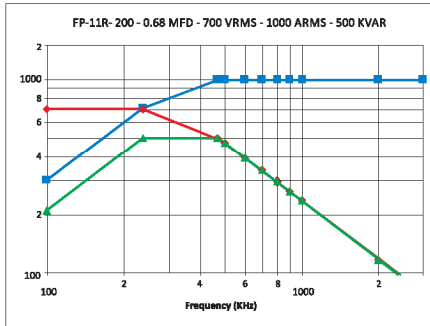
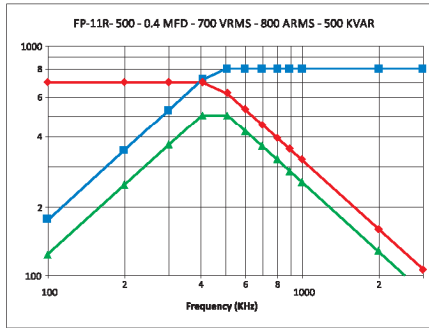
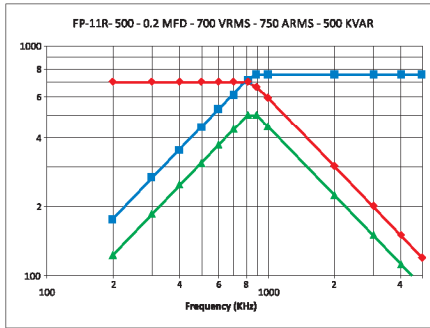
Capacitor Drawing and Terminal Style



FP-11R-500

Frequency Derating

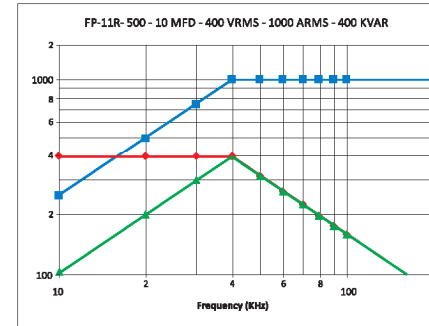
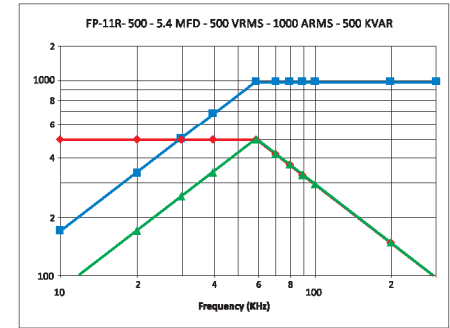
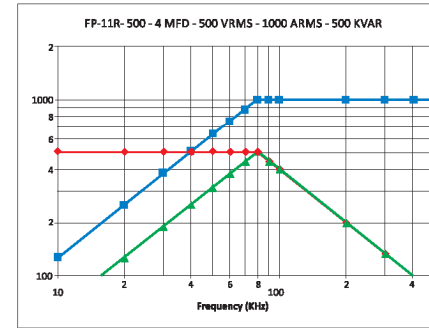
— Voltage — Current — Power



FP-11R-500

Frequency Derating


— Voltage — Current — Power



FP-29-600

Highlights

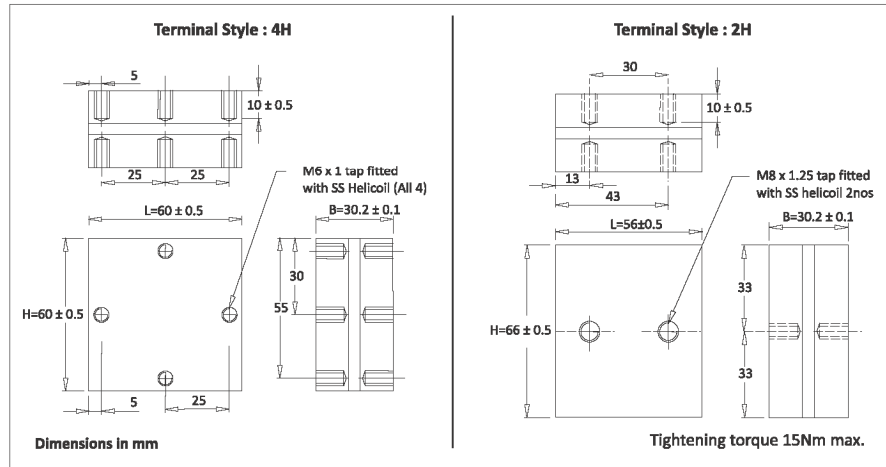
- Conduction cooled
- Polypropylene dielectric
- Self-healing
- Operating frequency up to 1000 KHz
- Maximum operating core temperature 85°C
- Capacitance tolerance $\pm 10\%$
- Flame retardant UL94 - V0, ROHS compliant



Standard Capacitor Values

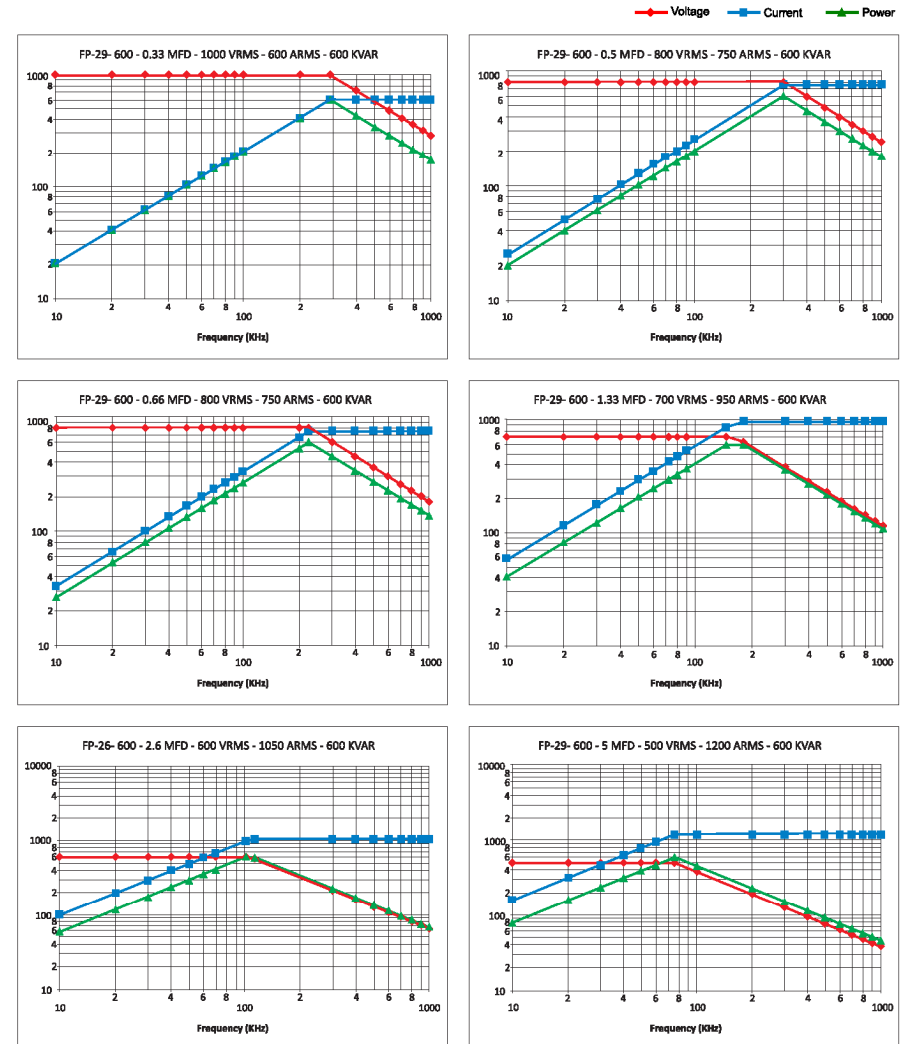
Rated Voltage Vrms	Nominal capacitance MFD at 1KHz	Max current lrms	Max power Kvar	Frequency KHz	ESR mΩ	Dimensions mm			Case Code	Terminal Style	Ordering Code
						B	H	L			
1000	0.33	600	600	290	1.0	30.2	60	60	U1	4H	SP00U331000BBOU1004HK01
	0.33	600	600	290	1.0	30.2	66	56	U2	2H	SP00U331000BBOU2002HK01
800	0.50	750	600	299	0.9	30.2	60	60	U1	4H	SP00U500800BBOU1004HK01
	0.50	750	600	299	0.9	30.2	66	56	U2	2H	SP00U500800BBOU2002HK01
	0.66	750	600	226	0.8	30.2	60	60	U1	4H	SP00U660800BBOU1004HK01
	0.66	750	600	226	0.8	30.2	66	56	U2	2H	SP00U660800BBOU2002HK01
700	1.33	950	600	148-179	0.3	30.2	60	60	U1	4H	SP01U330700BBOU1004HK01
	1.33	950	600	148-179	0.3	30.2	66	56	U2	2H	SP01U330700BBOU2002HK01
600	2.60	1050	600	101-112	0.3	30.2	60	60	U1	4H	SP02U600600BBOU1004HK01
	2.60	1050	600	101-112	0.3	30.2	66	56	U2	2H	SP02U600600BBOU2002HK01
500	5.00	1200	600	76	0.2	30.2	60	60	U1	4H	SP00050500BBOU1004HK01
	5.00	1200	600	76	0.2	30.2	66	56	U2	2H	SP00050500BBOU2002HK01

Capacitor Drawing and Terminal Style



FP-29-600

Frequency Derating



FP-4G-600

Highlights

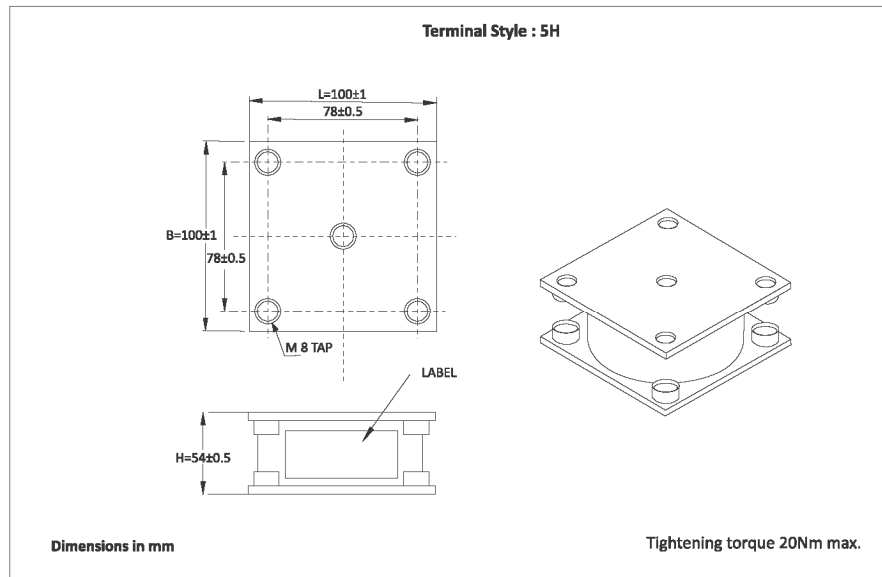
- Conduction cooled
- Polypropylene dielectric
- Self-healing
- Operating frequency 100KHz
- Maximum operating core temperature 85°C
- Capacitance tolerance ±10%
- Flame retardant UL94 - V0, ROHS compliant



Standard Capacitor Values

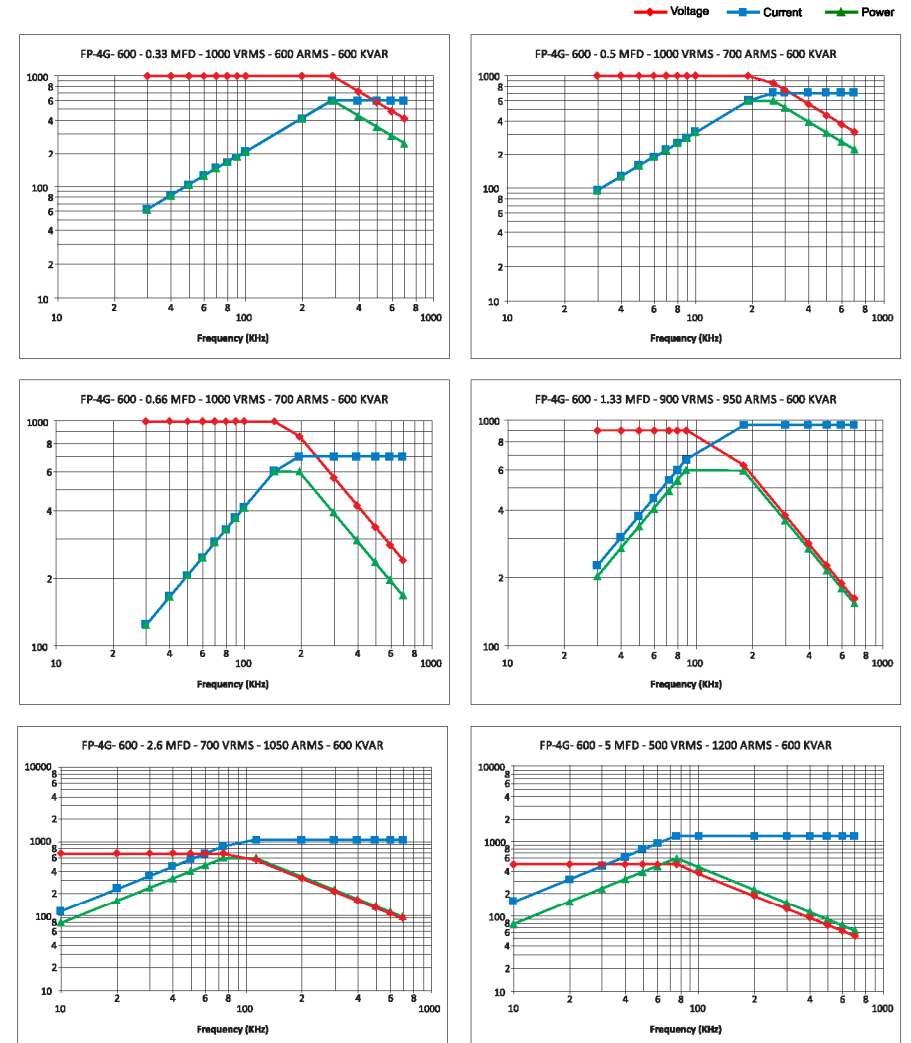
Rated Voltage Vrms	Nominal capacitance MFD at 1KHz	Max current lrms	Max power Kvar	Frequency KHz	ESR mΩ	Dimensions mm			Case Code	Terminal Style	Ordering Code
						B	H	L			
1000	0.33	600	600	290	1.0	100	54	100	G1	5H	SP00U331000BCOG1005HK01
	0.50	700	600	191-260	0.9	100	54	100	G1	5H	SP00U501000BCOG1005HK01
	0.66	700	600	145-197	0.8	100	54	100	G1	5H	SP00U661000BCOG1005HK01
900	1.33	950	600	89-180	0.3	100	54	100	G1	5H	SP01U330900BCOG1005HK01
700	2.60	1050	600	76-112	0.3	100	54	100	G1	5H	SP02U600700BCOG1005HK01
500	5.00	1200	600	76	0.2	100	54	100	G1	5H	SP000050500BCOG1005HK01

Capacitor Drawing and Terminal Style



FP-4G-600

Frequency Derating



FP-60-700

Highlights

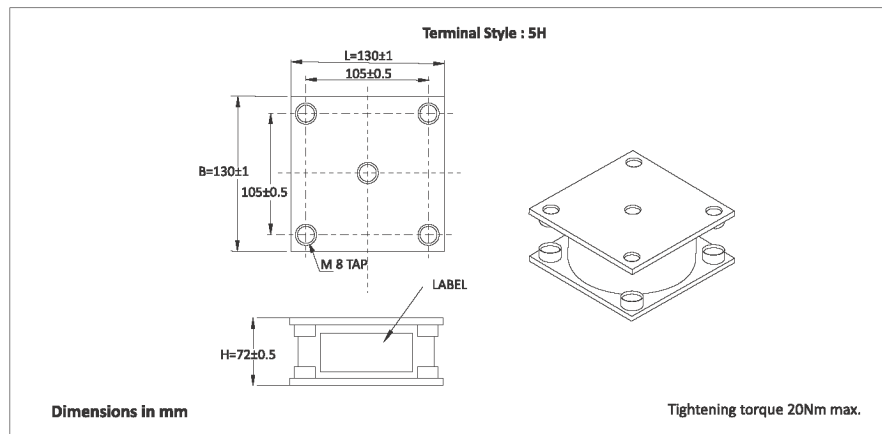
- Conduction cooled
- Polypropylene dielectric
- Self-healing
- Operating frequency 30KHz
- Maximum operating core temperature 85°C
- Capacitance tolerance ±10%
- Flame retardant UL94 - V0, ROHS compliant



Standard Capacitor Values

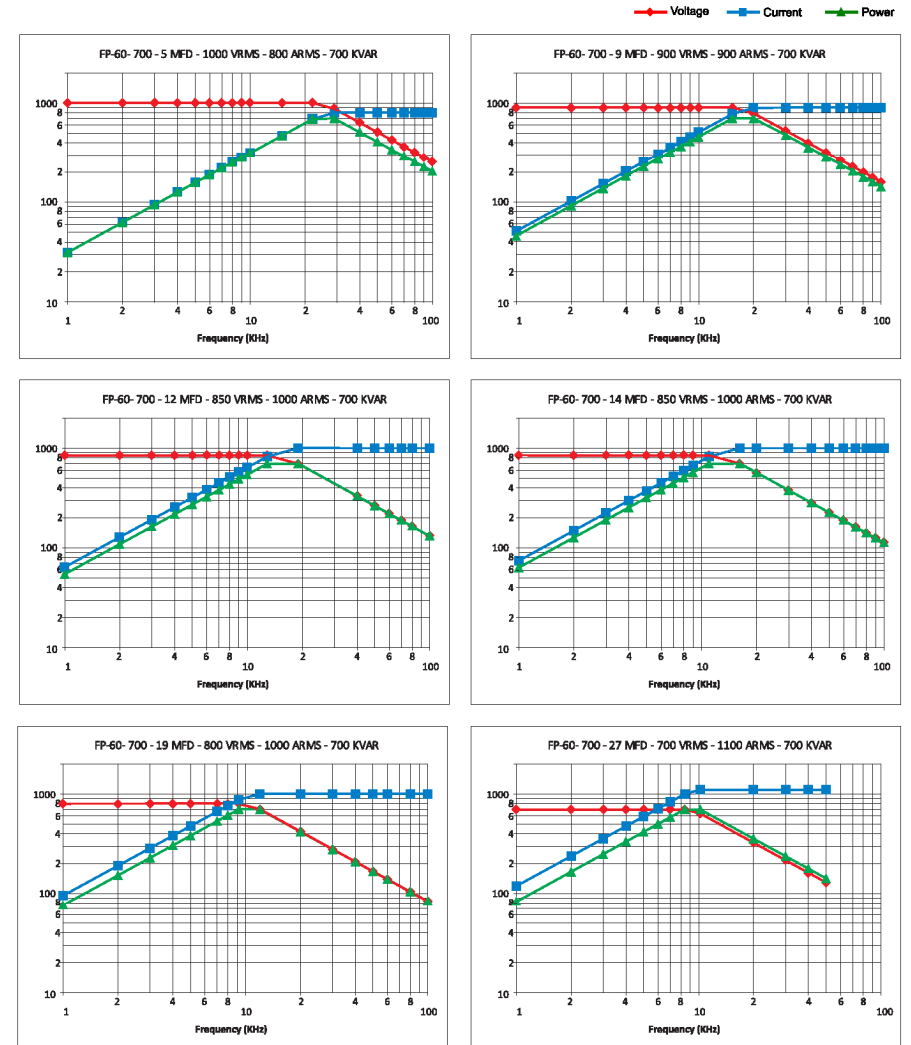
Rated Voltage Vrms	Nominal capacitance MFD at 1KHz	Max current Irms	Max power Kvars	Frequency KHz	ESR mΩ	Dimensions mm			Case Code	Terminal Style	Ordering Code
						B	H	L			
1000	5.0	800	700	22-29	0.7	72	130	130	OW8	5H	SP000051000W80W8005HK01
900	9.0	900	700	15.3-20	0.6	72	130	130	OW8	5H	SP000090900W80W8005HK01
850	12.0	1000	700	12.9-19	0.55	72	130	130	OW8	5H	SP000120850W80W8005HK01
	14.0	1000	700	11-16.2	0.5	72	130	130	OW8	5H	SP000140850W80W8005HK01
800	19.0	1000	700	9.2-12	0.4	72	130	130	OW8	5H	SP000190800W80W8005HK01
700	25.0	1050	700	9-10	0.35	72	130	130	OW8	5H	SP000250700W80W8005HK01
	27.0	1100	700	8.4-10.2	0.3	72	130	130	OW8	5H	SP000270700W80W8005HK01
600	33.0	1200	700	9.4-10	0.2	72	130	130	OW8	5H	SP000330600W80W8005HK01
	46.0	1200	700	6.7-7.1	0.15	72	130	130	OW8	5H	SP000460600W80W8005HK01
	63.0	1300	700	4.5-5.6	0.1	72	130	130	OW8	5H	SP000630600W80W8005HK01
500	80.0	1400	700	5.6-5.6	0.08	72	130	130	OW8	5H	SP000800500W80W8005HK01
	85.0	1400	700	5.2-5.2	0.07	72	130	130	OW8	5H	SP000850500W80W8005HK01

Capacitor Drawing and Terminal Style



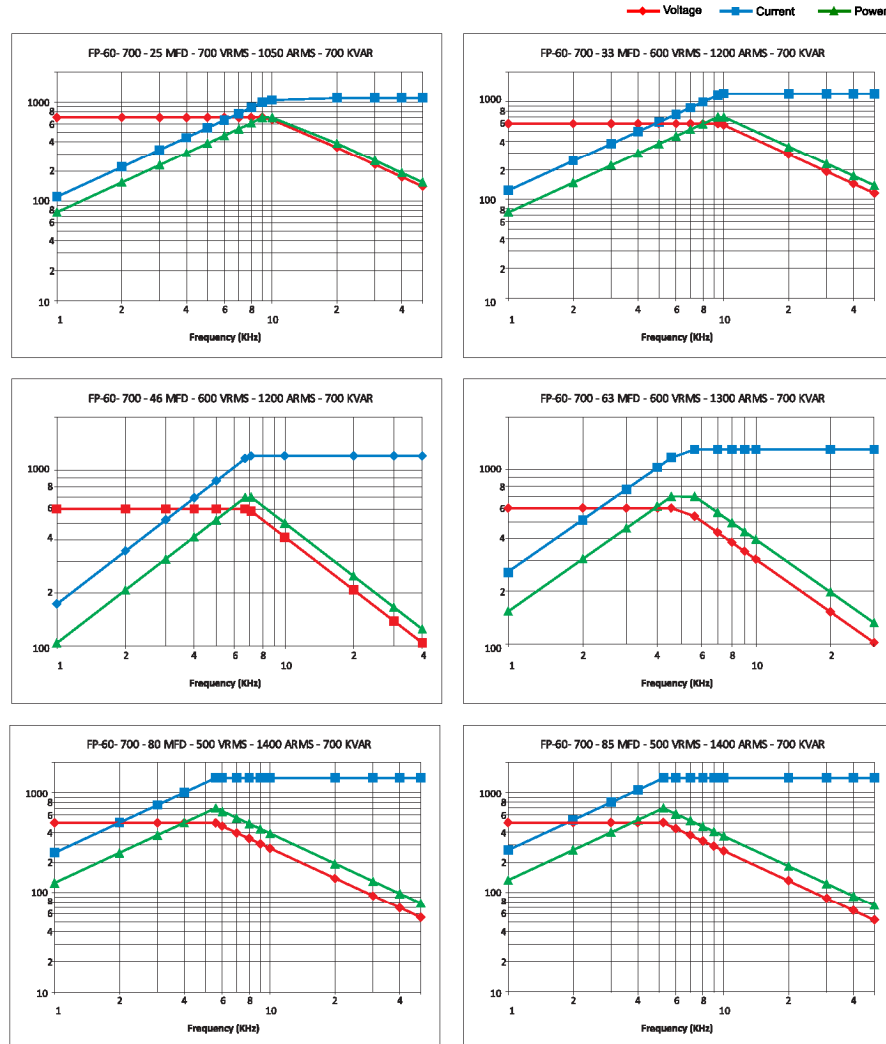
FP-60-700

Frequency Derating



FP-60-700

Frequency Derating



FP-10J-800

Highlights

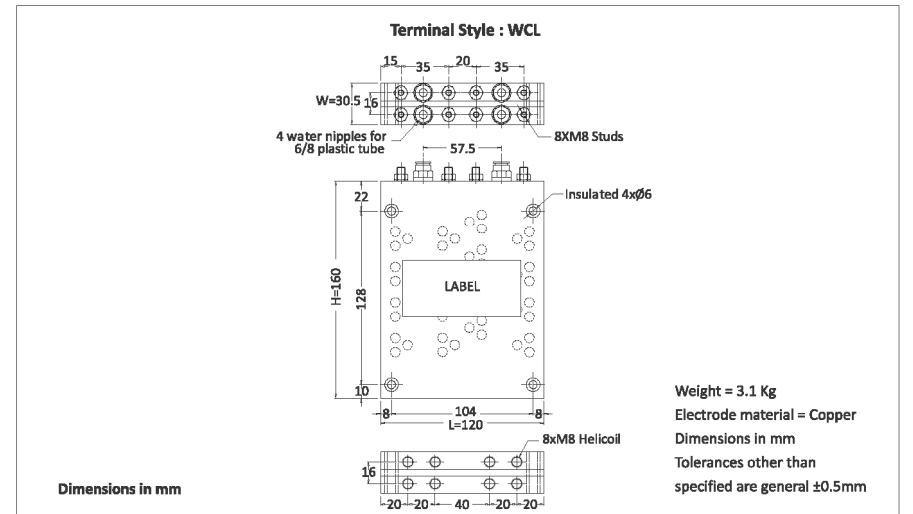
- Water cooled
- Polypropylene dielectric
- Self-healing
- Low Stray inductance
- Operating frequency 700KHz
- Maximum operating core temperature 85°C
- Flame retardant UL94 - V0, ROHS compliant



Standard Capacitor Values

Rated Voltage Vrms	Nominal capacitance MFD at 1KHz	Max current Irms	Max power Kvar	Frequency KHz	Dimensions mm			Case Code	Terminal Style	Ordering Code
					W±0.5	H±1	L±1			
700	0.40	1200	800	650-716	30.5	160	120	L3	WCL	SP00U400700BL0L30WCLK01
	0.60	1200	800	433-478	30.5	160	120	L3	WCL	SP00U600700BL0L30WCLK01
	0.80	1500	800	327-562	30.5	160	120	L3	WCL	SP00U800700BL0L30WCLK01
	1.00	1500	800	261-449	30.5	160	120	L3	WCL	SP000010700BL0L30WCLK01
	1.40	1500	800	187-321	30.5	160	120	L3	WCL	SP01U400700BL0L30WCLK01
	2.70	1500	800	97-167	30.5	160	120	L3	WCL	SP02U700700BL0L30WCLK01
600	4.00	1500	800	88-112	30.5	160	120	L3	WCL	SP000040600BL0L30WCLK01
	5.30	1500	800	67-84	30.5	160	120	L3	WCL	SP05U300600BL0L30WCLK01
500	11.0	1500	750	43-43	30.5	160	120	L3	WCL	SP000110500BL0L30WCLK01
400	19.0	1500	600	31-31	30.5	160	120	L3	WCL	SP000190400BL0L30WCLK01

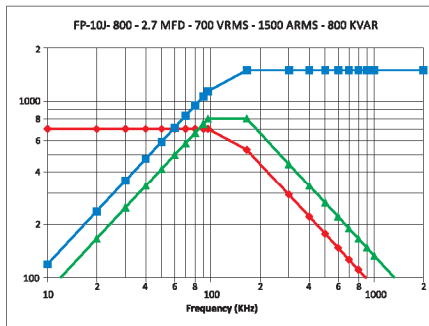
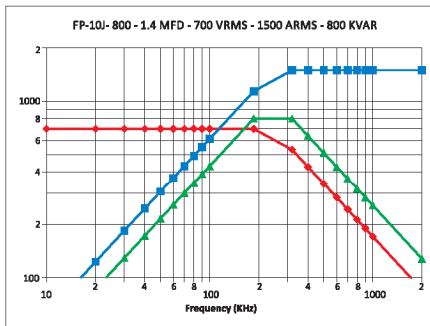
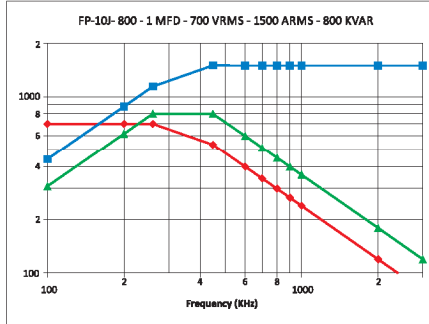
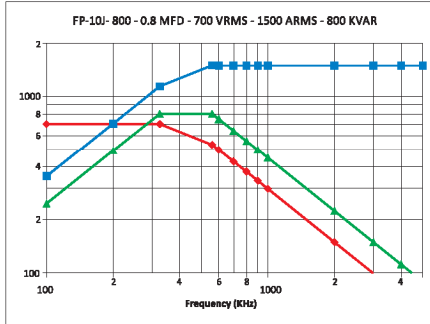
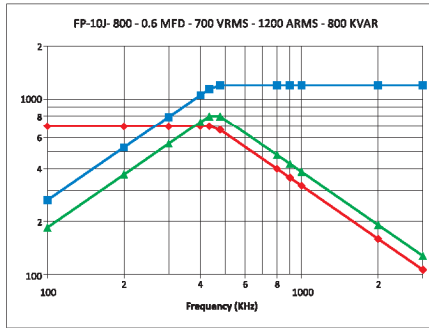
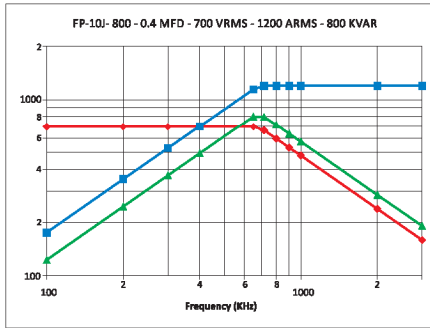
Capacitor Drawing and Terminal Style



FP-10J-800

Frequency Derating

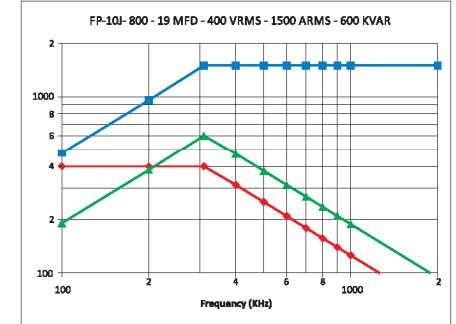
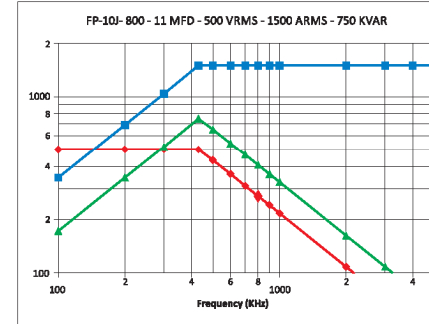
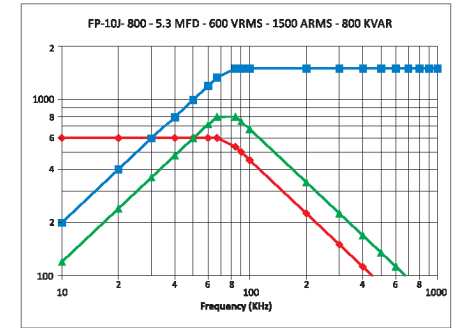
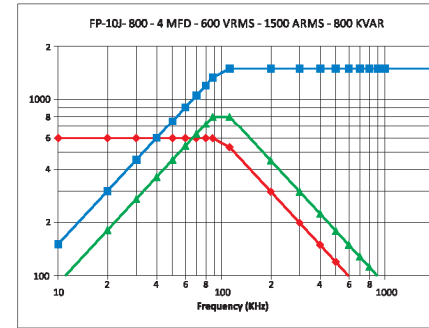
— Voltage — Current — Power



FP-10J-800

Frequency Derating

— Voltage — Current — Power



FP-31-1000

Highlights

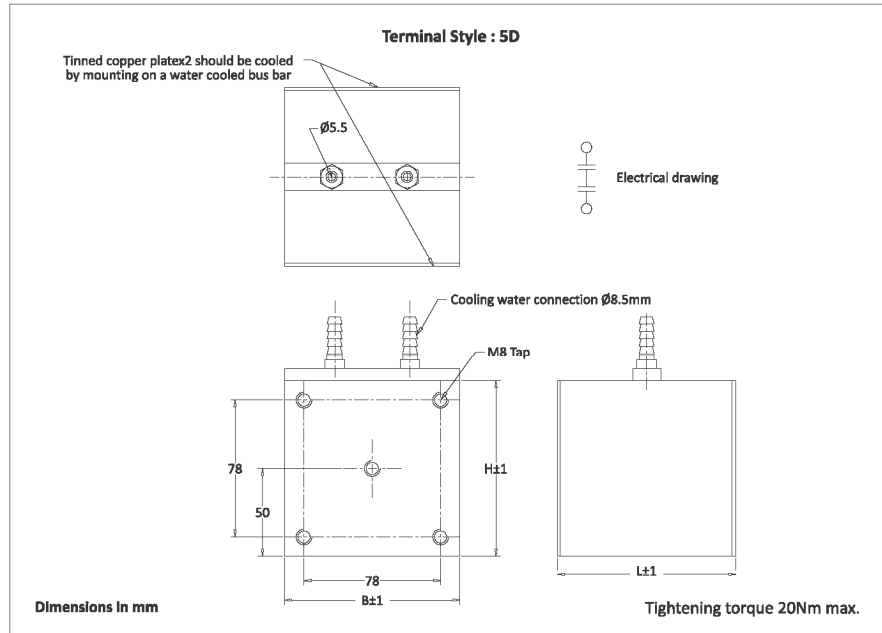
- Conduction cooled + water cooled
- Polypropylene dielectric
- Self-healing
- Operating frequency up to 100 KHz



Standard Capacitor Values

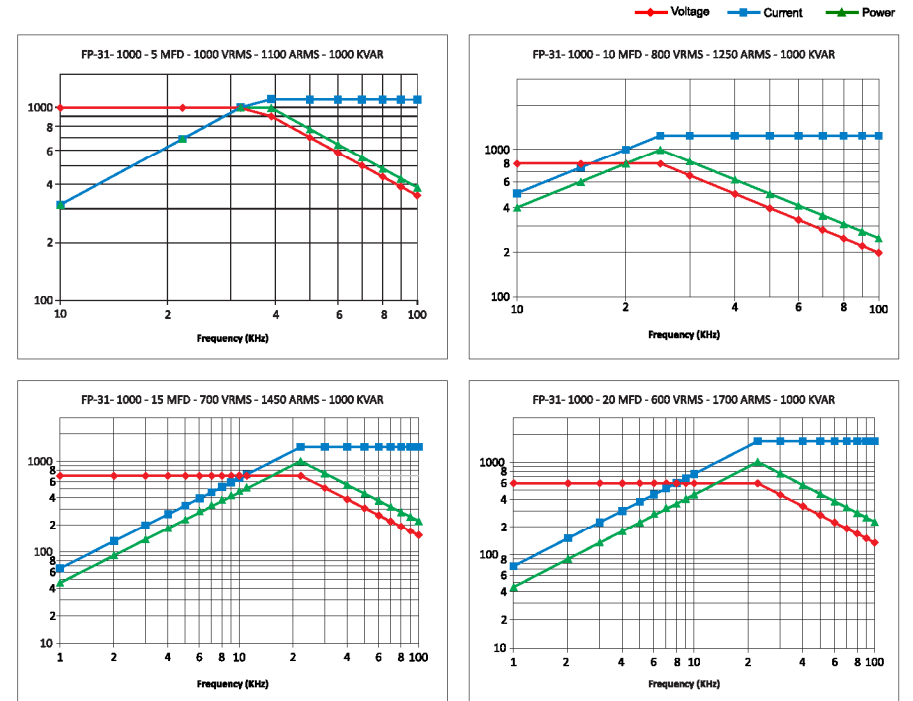
Rated Voltage Vrms	Nominal capacitance MFD at 1KHz	Max current Irms	Max power Kvar	Frequency KHz	Dimensions mm			Case Code	Terminal Style	Ordering Code
					B	H	L			
1000	5.00	1100	1000	32-39	106	106	124	G9	5D	SP000051000BD0G9005DK01
800	10.00	1250	1000	25-25	106	106	124	G9	5D	SP000100800BD0G9005DK01
700	15.00	1450	1000	22-22	106	106	124	G9	5D	SP000150700BD0G9005DK01
600	20.00	1700	1000	22-22	106	106	124	G9	5D	SP000200600BD0G9005DK01

Capacitor Drawing and Terminal Style



FP-31-1000


Frequency Derating



FP-8C-1500

Highlights

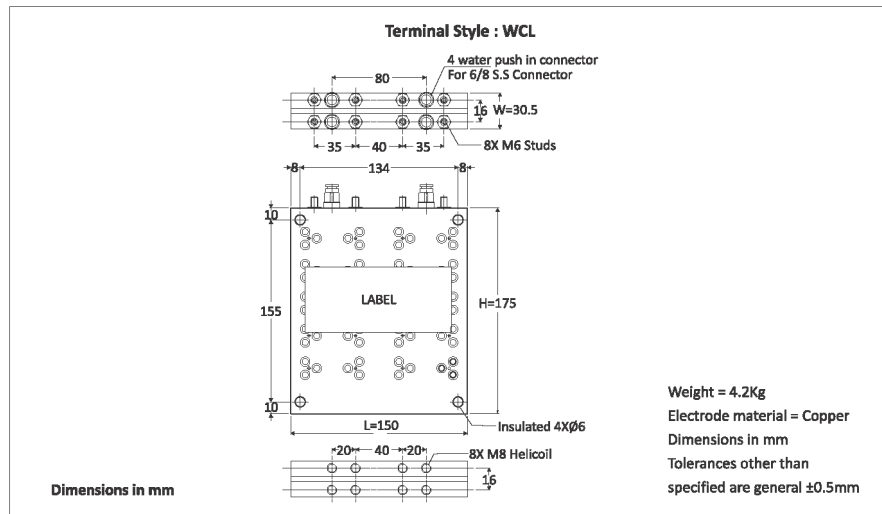
- Water cooled
- Polypropylene dielectric
- Self-healing
- Low Stray inductance
- Operating frequency 700KHz
- Maximum operating core temperature 85°C
- Flame retardant UL94 - V0, ROHS compliant



Standard Capacitor Values

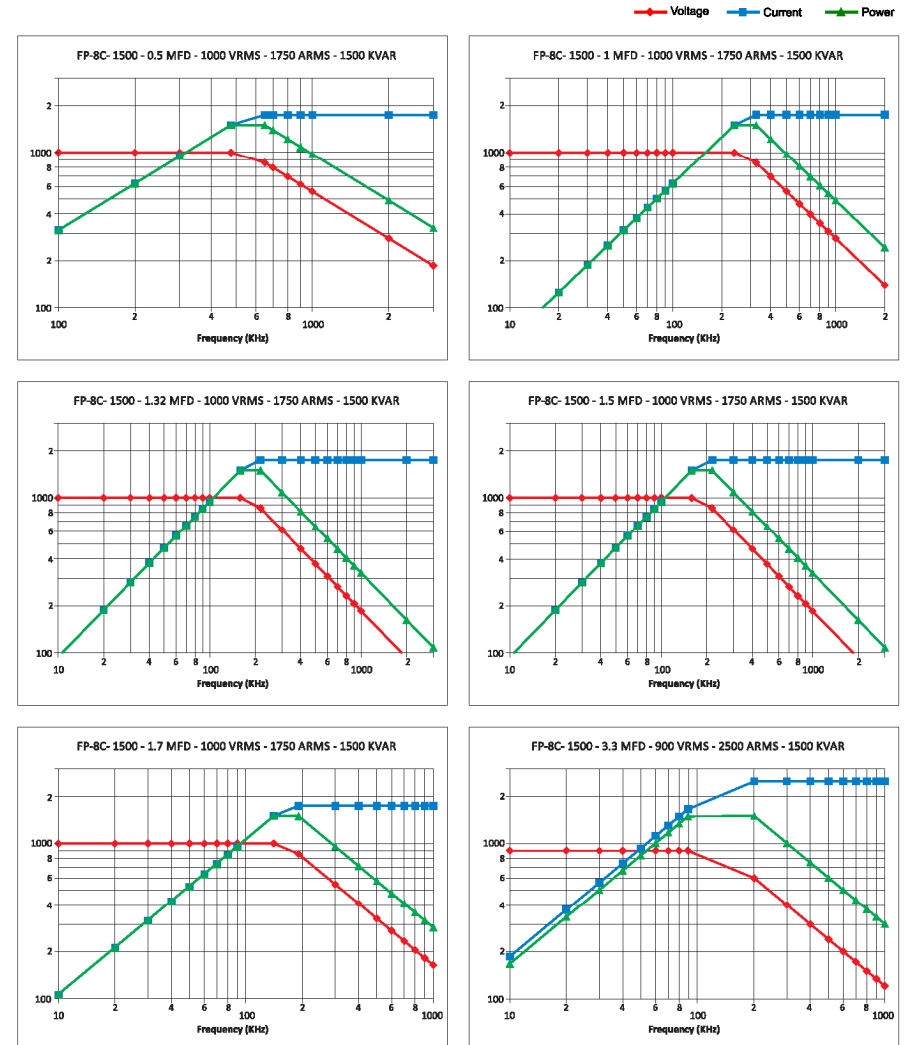
Rated Voltage Vrms	Nominal capacitance MFD at 1KHz	Max current lrms	Max power Kvar	Frequency KHz	Dimensions mm			Case Code	Terminal Style	Ordering Code
					W±0.5	H±1	L±1			
1000	0.50	1750	1500	479-651	30.5	175	150	L4	WCL	SP00U501000BJ0L40WCLK01
	1.00	1750	1500	240-326	30.5	175	150	L4	WCL	SP000011000BJ0L40WCLK01
	1.32	1750	1500	159-217	30.5	175	150	L4	WCL	SP01U321000BJ0L40WCLK01
	1.50	1750	1500	159-217	30.5	175	150	L4	WCL	SP01U501000BJ0L40WCLK01
	1.70	1750	1500	142-192	30.5	175	150	L4	WCL	SP01U701000BJ0L40WCLK01
900	3.30	2500	1500	90-202	30.5	175	150	L4	WCL	SP03U300900BJ0L40WCLK01
800	5.00	2500	1500	76-134	30.5	175	150	L4	WCL	SP000050800BJ0L40WCLK01
700	6.60	3000	1500	75-146	30.5	175	150	L4	WCL	SP06U600700BJ0L40WCLK01
600	13.2	3000	1500	51-73	30.5	175	150	L4	WCL	SP13U200600BJ0L40WCLK01
500	24.0	3000	1500	41-41	30.5	175	150	L4	WCL	SP000240500BJ0L40WCLK01

Capacitor Drawing and Terminal Style



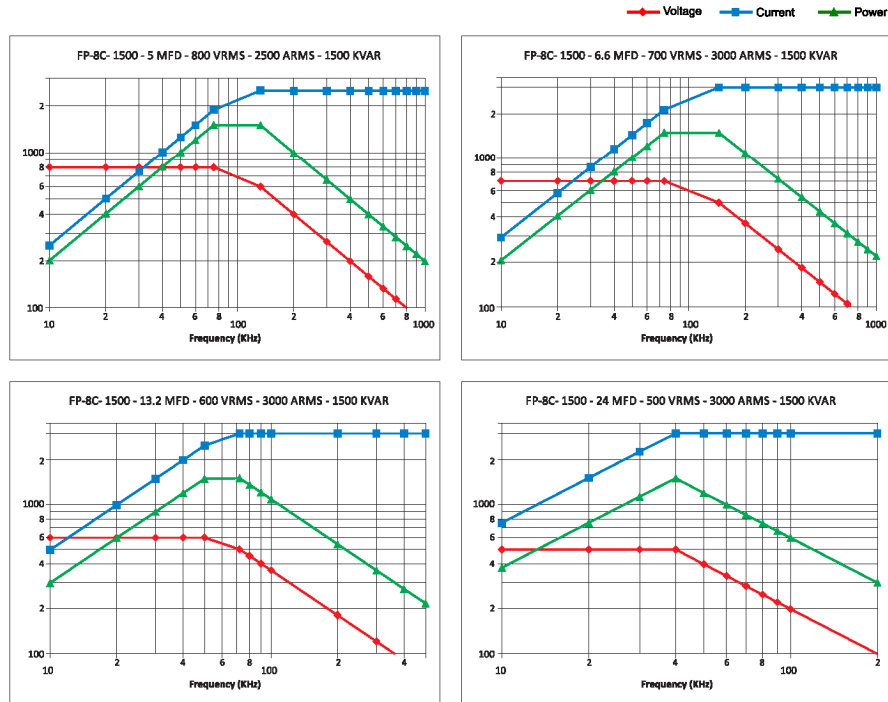
FP-8C-1500

Frequency Derating



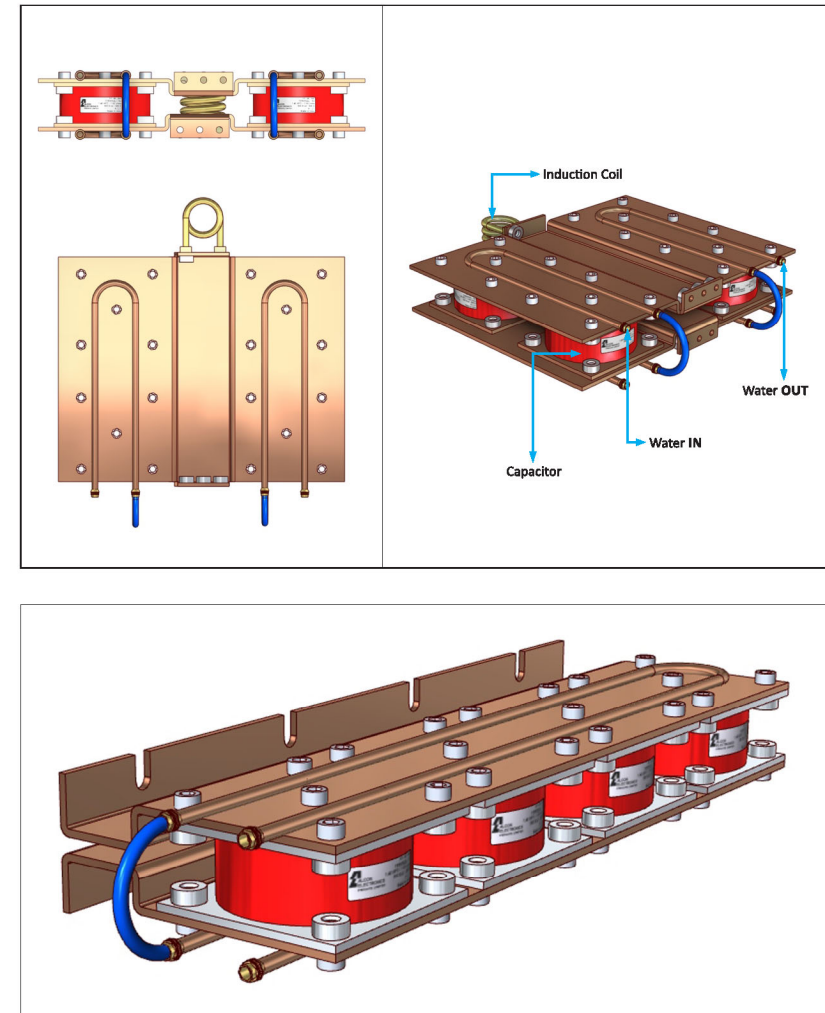
FP-8C-1500

Frequency Derating



Typical mounting and cooling arrangements

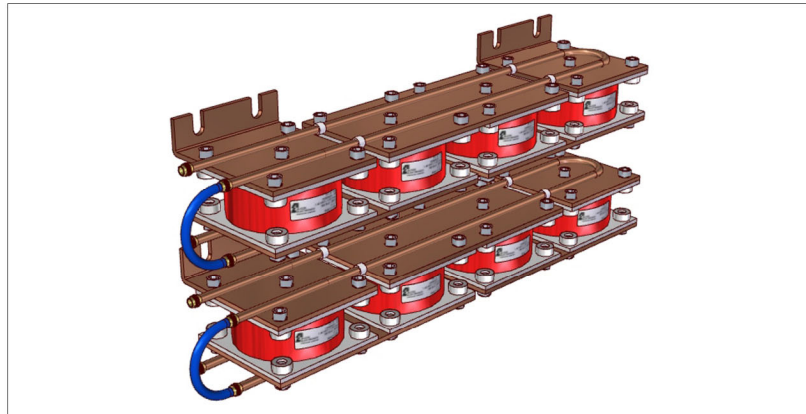
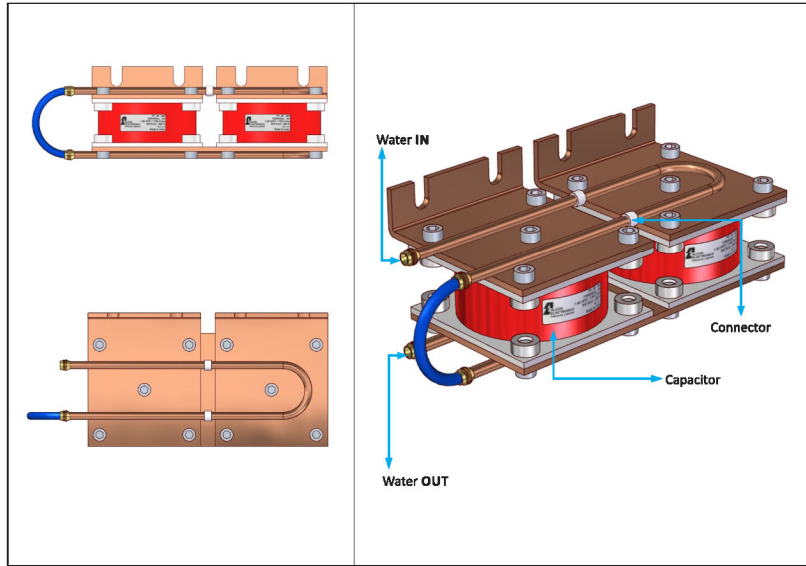
Parallel assembly



Note : The cooling systems shown above should be treated as our point of view. We believe that the equipment manufacturer's expertise, in the field of equipment design, will enable them to improve on the cooling system and would redesign it to match their needs and equipment design. The design shown above is for capacitors with "5H" terminals. Cooling systems suitable for other terminal designs like SP, 2H, AL, 4H etc. can be designed by the users on similar basis or as suitable to them.

Typical mounting and cooling arrangements

Series assembly



Note : The cooling systems shown above should be treated as our point of view. We believe that the equipment manufacturer's expertise, in the field of equipment design, will enable them to improve on the cooling system and would redesign it to match their needs and equipment design. The design shown above is for capacitors with "5H" terminals. Cooling systems suitable for other terminal designs like SP, 2H, AL, 4H etc. can be designed by the users on similar basis or as suitable to them.

Part Number System

1	2	3	4	5	6	7	8	9	10	11	12	13	14	15	16	17	18	19	20	21	22	23	
1	2	3 to 7					8 to 11					12 to 13		14 to 16			17 to 20				21	22 to 23	

Standard / Non-standard

- S - Standard
- N - Non-standard

Series

- A - Aluminium Electrolytic Capacitors
- I - IGBT Snubber Capacitors
- D - DC-Link Capacitors
- P - Power Film Capacitors

Capacitance Rating

- example :
- 00U10 - 0.1 MFD
 - 00U66 - 0.66 MFD
 - 01U20 - 1.20 MFD
 - 02U60 - 2.60 MFD
 - 00001 - 1.00 MFD

Voltage Rating

- example :
- 1000 - 1000 VDC/VRMS
 - 0700 - 700 VDC/VRMS
 - 0500 - 500 VDC/VRMS

Grade

- example :
- AW - FP-5F-200
 - AS - FP-4-150
 - A1 - FP-9-300
 - BA - FP-36-500
 - BD - FP-31-1000

Case code (Refer table)

Terminal Style

- example :
- SM - 00SM
 - 5H - 005H
 - AL - 00AL
 - STD - 00STD
 - WCL - 00WCL

- ### Tolerance
- M : ±20%
 - K : ±10%
 - J : ±5%

Canias Code By Default - 01

Cautions For Proper Use Of Film Capacitor

SAFETY INSTRUCTION

- Do not exceed the upper category temperature (UCT).
- Do not apply any mechanical stress to the capacitor terminals.
- Avoid any compressive, tensile or flexural stress.
- Do not move the capacitor after it has been assembled
- Do not exceed the specified torque limits during assembly.
- Avoid external energy inputs, such as fire or electricity.
- Avoid overload of the capacitors.
- Consult us if application is with severe temperature and humidity condition.
- There are no serviceable or repairable parts inside the capacitor. Opening the capacitor or any attempts to open or repair the capacitor will void the warranty and liability of ALCON

DISPOSAL

For disposal do either of the followings.

1. Incineration (at high temperature over 800°C) after piercing or crushing capacitor body.
2. Consignment to specialists of industrial waste. As per the compliance prescribed by the law.

Other Products



IGBT Snubber Capacitors- Direct Mounting & Axial

- Capacitance Range - 0.1 MFD to 3.30 MFD
- Rated Voltage Range - 600 VDC to 3000 VDC
- Mounting Pitch - 22, 23, 23.5, 24.5, 25, 26.50, 27, 27.5, 37, 37.5, 38, 38.5, 48.5, 55, 57.5, 78 mm (for direct mounting type)
- I_{RMS} max. - 2 Amps to 34.50 Amps

Typical Applications

Multi Level IGBT Snubber, IGBT Protection, Snubber Networks Protection Circuits, SMPS, Resonance Tank Circuits.



DC-Link Capacitors – Screw terminal and PCB mounting

- Capacitance Range - 1 MFD to 2350 MFD
- Rated Voltage Range - 400 VDC to 2400 VDC
- Mounting Pitch - 45 mm (for screw terminal)
27.5, 37.5, 52.5 mm (for PCB mounting)
- Frequency Range - 10 KHz to 100 KHz

Typical Applications

High Frequency Ripple Filtering in UPS, AC Drives, High Power IGBT Inverter, Induction Heating Equipment, Traction & Medical Equipment.




Aluminium Electrolytic Capacitors

- Capacitance Range - 330 MFD to 470000 MFD
- Rated Voltage Range (VDC) - 50 VDC to 550 VDC
- Can Sizes - 50 mm ϕ x 80 L mm to 120 mm ϕ x 240 L mm
- Temperature Rating - 40°C to + 70°C
40°C to + 85°C
40°C to + 105°C

Typical Applications

High ripple current applications like PWM Inverters, High KVA online UPS, Frequency converters, AC drives, High reliability power supplies, solar and wind inverters. HED range is designed for large instant energy discharge applications like Laser, X-ray equipment, welding machines, magnetisers & other pulse discharge applications



34-B, MIDC Industrial Estate, Satpur, Nashik - 422 007. India.
Phone : +91 - 0253 - 235 0533, +91 - 0253 - 235 0237 Fax : +91 - 0253 - 235 1682
e-mail : mail@alconelectronics.com website : www.alconelectronics.com
CIN : U32109MH1973PTCO16792

Catalogue No. AEPL - POWER FILM CAPACITORS - FEBRUARY 2020

The specification shown in this catalogue (1 to 86) pertain to the current manufacturing range of the company. The Company reserves the right to change and /or modify any part of or whole of the specifications as a result of research and development and as may be necessary, without prior notice.

All Products not for marketing / sale in all countries.

Designed and Printed by Delta Graphics

© Alcon Electronics Pvt. Ltd.