






PERFORMANCE RF CABLES

-  DC to 70GHz
-  STAINLESS STEEL
-  LOW LOSS
-  100% FACTORY TESTED
-  LOW VSWR



Performance RF Cable Choices

Range	Cable Groups (CG)	DC to Max Frequency	Key Feature	Comments
LSA	28,29,33	18GHz	Flexible to 18GHz	All Common Interfaces
LST	28,29,33	27GHz	Flexible to 27GHz	All Common Interfaces
FMA	28,29,33	40GHz	Hand Form	All Common Interfaces
FMJ	28,29,33	40GHz	Hand Form w. Jacket	All Common Interfaces
FPA	28,29,33	60GHz	Semi-Flex, Matching	All Common Interfaces
CA	28,29	6GHz	Mil D38999	Contact Factory for Part # and Spec's
D8	28,29	18GHz	#8 D38999	Contact Factory for Part # and Spec's
D12	28,29,33	40GHz	#12 D38999	Contact Factory for Part # and Spec's
D16	28,33	65GHz	#16 D38999	Contact Factory for Part # and Spec's

See specific data sheets for ranges for more details. Actual Frequency limited to Connector Series Max or Cable, whichever is lower. Contact us for more technical details

zz = Cable Group

- 28 = $\phi 0.086"$
- 29 = $\phi 0.141"$
- 33 = $\phi 0.047"$

YYZZ = mm Options

- 2.4mm Male = C1
- 2.4mm Female = CF
- 2.92mm Male = D1
- 2.92mm Female = DF
- 3.5mm Male = E1
- 3.5mm Female = EF

SMA/N Options

- SMA Male = S1
- SMA Female = SF
- Type-N Male = N1
- Type-N Female = NF
- TNC Male = T1
- TNC Female = TF
- SMP Male = P1
- SMP female = PF

YYY = Length Options

- FYY = Length in Feet(F06 = 6ft)
- SYY = Length in Inches(S18 = 18")
- YMY = Length in Meters(2M5 = 2.5m)
- CYY = Length in Centimeters(C30 = 30cm)

Configuration Chart

LSA28-S1SF-S12

Range zz-YYZZ-YYY

19A-PERF

RF Cable Assemblies

Technology Partner



800.348.5580
630.208.2200



rellpower.com
rellpower@rell.com